

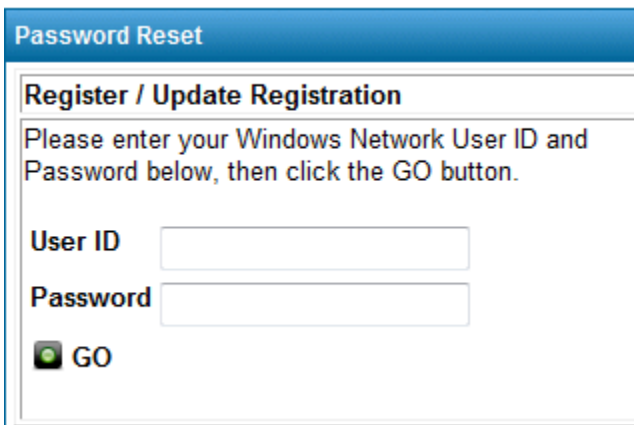
**To access the Microsoft Home Use Program Code:**

1. Go to <https://support.tmcc.edu/footprints/passwordreset.html>. This is the new place to register your username and password. The old site is no longer available. If you have already registered on the new site, then go directly to step 6 below. Otherwise, continue to follow the steps below:

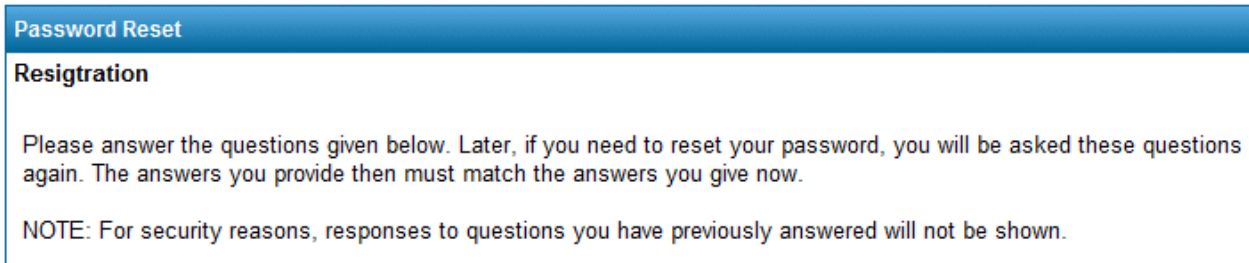
2. Click the "Password Reset" tab



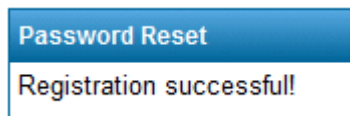
3. Enter in your current username and password and click the 'Go' button.


A screenshot of a web form titled "Password Reset" in a blue header. Below the header is a section titled "Register / Update Registration". The text reads: "Please enter your Windows Network User ID and Password below, then click the GO button." There are two input fields: "User ID" and "Password". Below the fields is a "GO" button with a green arrow icon.

4. On the Password Reset page (see below), answer the three questions, enter your current password, and then click the "Go" button at the bottom of the page.

A screenshot of a web form titled "Password Reset" in a blue header. Below the header is a section titled "Resigtration" (sic). The text reads: "Please answer the questions given below. Later, if you need to reset your password, you will be asked these questions again. The answers you provide then must match the answers you give now." Below this is a "NOTE: For security reasons, responses to questions you have previously answered will not be shown."

5. If successful, you will see the message below:




6. Next, click on the "Home" button 
7. Re-enter your username and password and click on the "Go" button.

**FootPrints Login**

Please enter your username and password.

**User ID:**

**Password**

 **GO**

8. Below the welcoming paragraph, you will now see the Microsoft Home Use Program code in **RED** text. After you have recorded the program code, be sure to click the 'Sign Out' link in the upper right hand corner of the screen.