

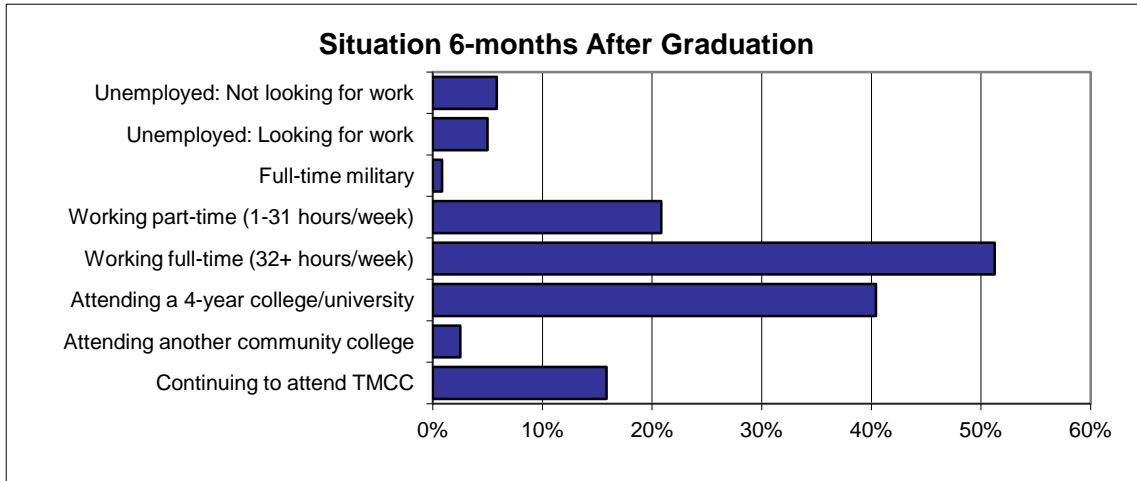
# 2009-10 Graduate Follow-up Survey Summary of Responses

Number of Responses = 240

Response Rate = 29%

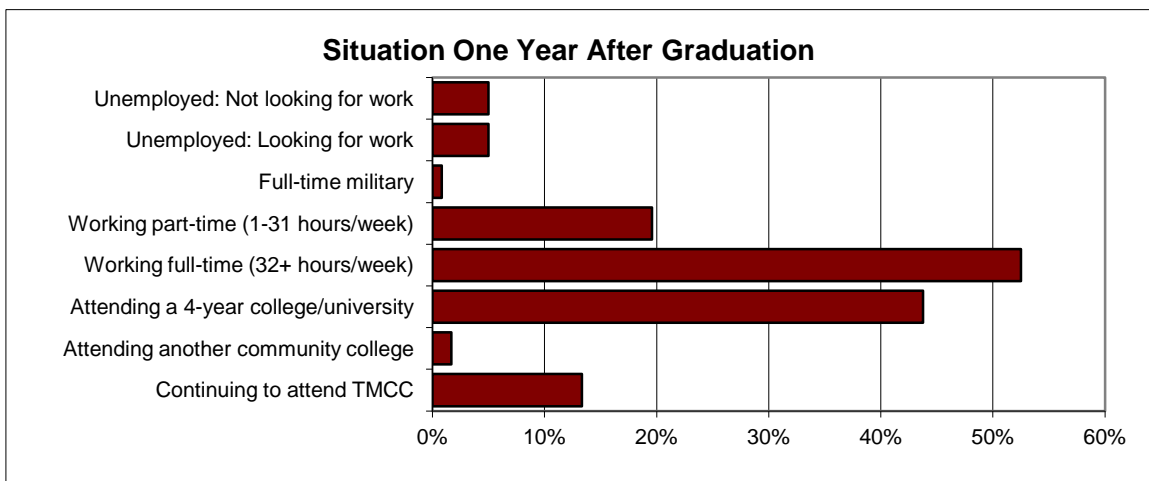
## 1. Mark the boxes which describe your situation 6-MONTHS after graduating from TMCC (mark all that apply).

• Continuing to attend TMCC	38	16%
• Attending another community college	6	3%
• Attending a 4-year college/university	97	40%
• Working full-time (32+ hours/week)	123	51%
• Working part-time (1-31 hours/week)	50	21%
• Full-time military	2	1%
• Unemployed: Looking for work	12	5%
• Unemployed: Not looking for work	14	6%



## 2. Mark the boxes which describe your situation ONE YEAR after graduating from TMCC (mark all that apply).

• Continuing to attend TMCC	32	13%
• Attending another community college	4	2%
• Attending a 4-year college/university	105	44%
• Working full-time (32+ hours/week)	126	53%
• Working part-time (1-31 hours/week)	47	20%
• Full-time military	2	1%
• Unemployed: Looking for work	12	5%
• Unemployed: Not looking for work	12	5%



# 2009-10 Graduate Follow-up Survey Summary of Responses

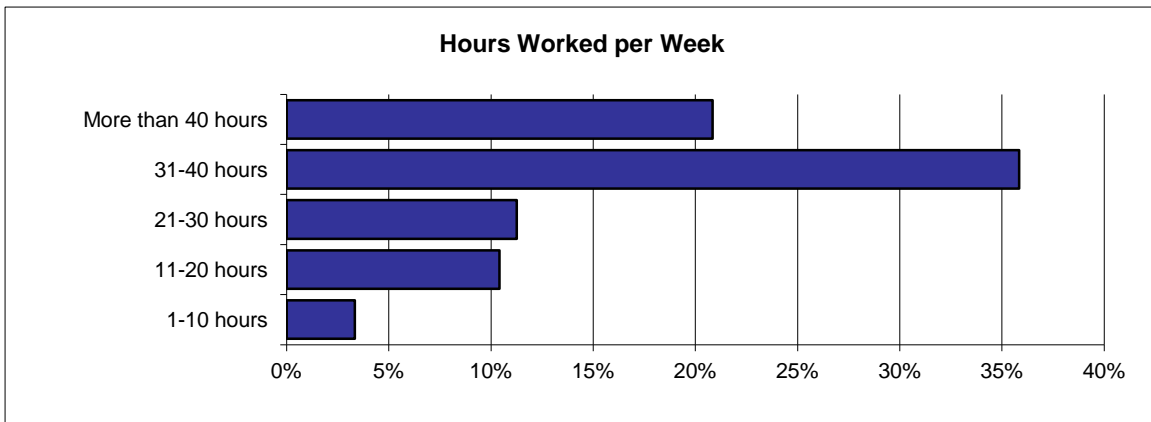
Number of Responses = 240

Response Rate = 29%

If you are employed, complete questions 3 through 9. If you are not employed, skip to question 10.

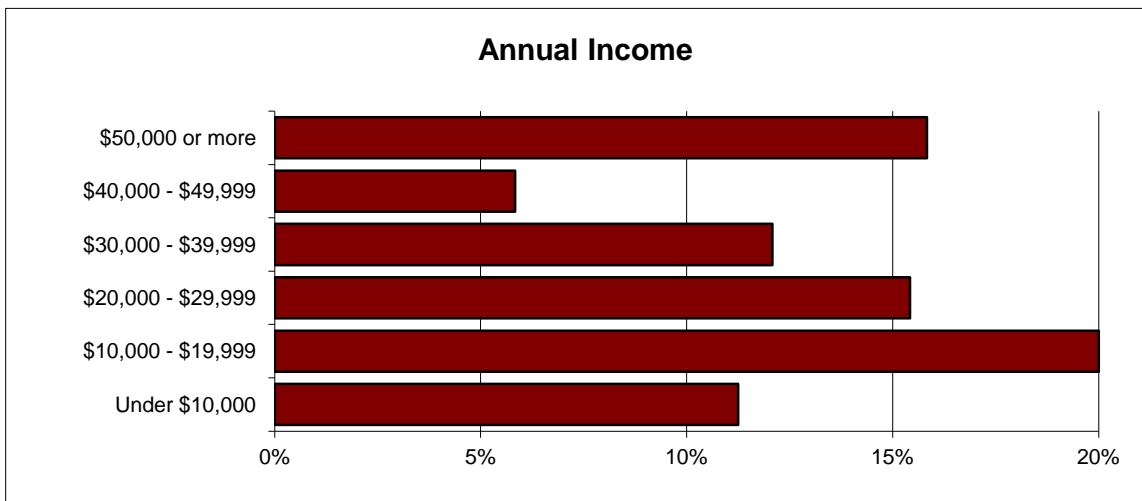
## 3. How many hours do you work per week?

• 1-10 hours	8	3%
• 11-20 hours	25	10%
• 21-30 hours	27	11%
• 31-40 hours	86	36%
• More than 40 hours	50	21%
• No Response	44	18%
<b>Total</b>	<b>240</b>	<b>100%</b>



## 4. What range best depicts your personal annual income?

• Under \$10,000	27	11%
• \$10,000 - \$19,999	48	20%
• \$20,000 - \$29,999	37	15%
• \$30,000 - \$39,999	29	12%
• \$40,000 - \$49,999	14	6%
• \$50,000 or more	38	16%
• No Response	47	20%
<b>Total</b>	<b>240</b>	<b>100%</b>



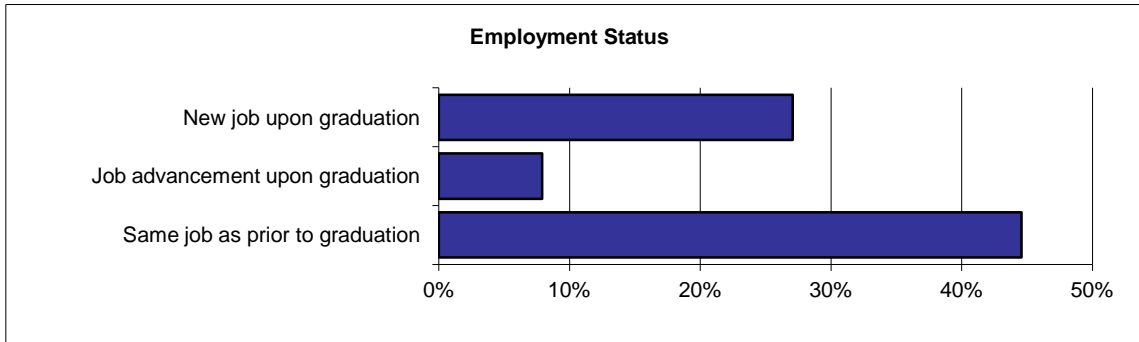
# 2009-10 Graduate Follow-up Survey Summary of Responses

Number of Responses = 240

Response Rate = 29%

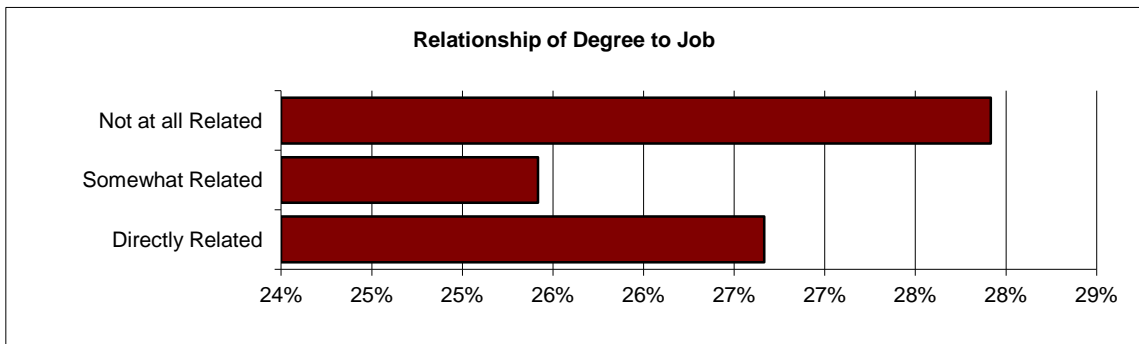
## 5. Which of the following best describes your current employment status?

• Same job as prior to graduation	107	45%
• Job advancement upon graduation	19	8%
• New job upon graduation	65	27%
• No Response	49	20%
<b>Total</b>	<b>240</b>	<b>100%</b>



## 6. Rate the level at which your current job is related to your degree(s) from TMCC:

• Directly Related	64	27%
• Somewhat Related	61	25%
• Not at all Related	67	28%
• No Response	48	20%
<b>Total</b>	<b>240</b>	<b>100%</b>



## 7. Indicate the field in which you are employed:

Construction	2	1%
Manufacturing	6	3%
Public Utilities	0	0%
Services	19	8%
Health Care	56	23%
Gaming or Entertainment	49	20%
Government of Military	6	3%
Finance, Insurance, or Real estate	10	4%
Sales (wholesale & retail)	8	3%
Transportation or Communication	23	10%
Other	7	3%
No response	54	23%
<b>Total</b>	<b>240</b>	<b>100%</b>

# 2009-10 Graduate Follow-up Survey Summary of Responses

Number of Responses = 240

Reponse Rate = 29%

## 10. My studies at TMCC helped me to develop:

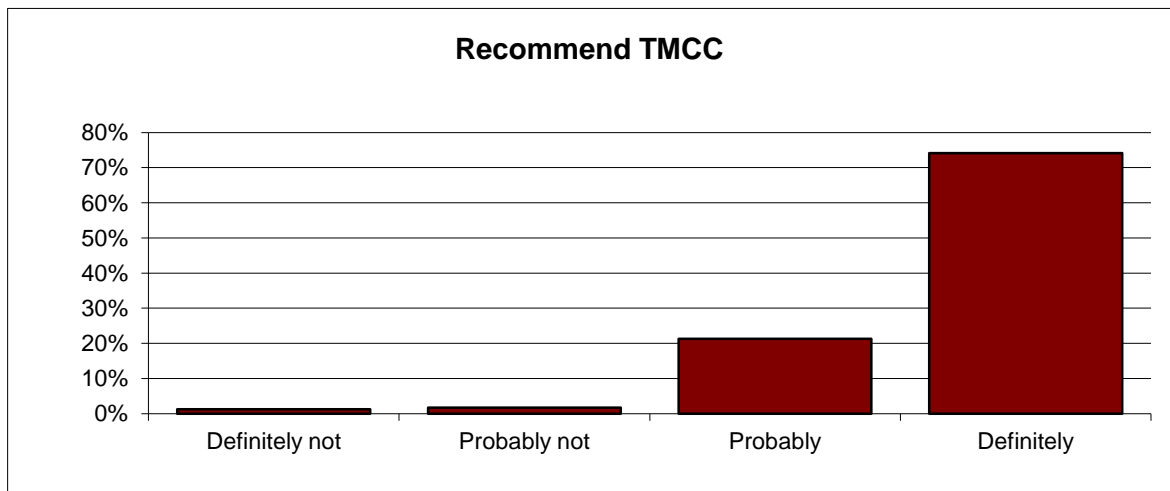
	Agree		Disagree		Unable to Evaluate		No Response	
	#	%	#	%	#	%	#	%
a. Analytical thinking skills	219	91%	8	3%	11	5%	2	1%
b. Communication skills	217	90%	11	5%	10	4%	2	1%
c. Collaborative skills	216	90%	13	5%	9	4%	2	1%
d. Quantitative & scientific reasoning skills	196	82%	19	8%	23	10%	2	1%
e. Global & cultural awareness skills	190	79%	19	8%	29	12%	2	1%
f. Personal, social, & civic responsibility skills	201	84%	15	6%	22	9%	2	1%
g. Information literacy & research skills	214	89%	12	5%	12	5%	2	1%
h. Artistic & aesthetic awareness skills	184	77%	22	9%	32	13%	2	1%
i. Computer & information technology skills	202	84%	17	7%	19	8%	2	1%

## 11. Overall, how would you rate TMCC in the following areas:

	Good		Average		Not Very Good		No Response	
	#	%	#	%	#	%	#	%
a. Quality of education	198	83%	38	16%	3	1%	1	0%
b. Quality of technical education	168	70%	63	26%	6	3%	3	1%
c. Availability of courses	148	62%	78	33%	13	5%	1	0%
d. Accessibility of faculty	175	73%	56	23%	8	3%	1	0%
e. Quality of instructional faculty	181	75%	55	23%	3	1%	1	0%
f. Quality of academic advising	120	50%	86	36%	32	13%	2	1%
g. Your overall experience at TMCC	199	83%	37	15%	3	1%	1	0%

## 12. Would you recommend TMCC to a relative or friend?

• Definitely	178	74%
• Probably	51	21%
• Probably not	4	2%
• Definitely not	3	1%
• No response	4	2%
<b>Total</b>	<b>240</b>	<b>100%</b>



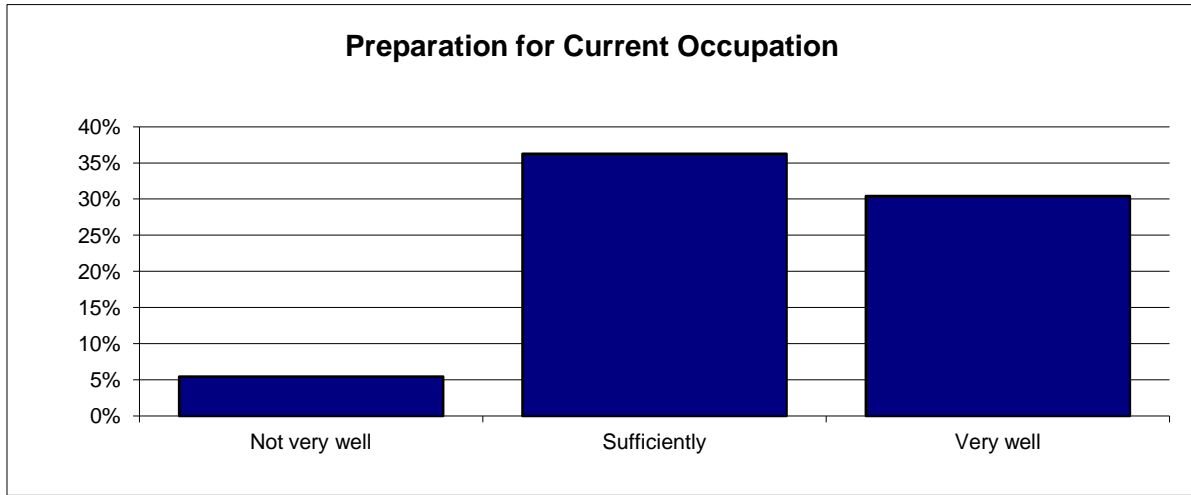
# 2009-10 Graduate Follow-up Survey Summary of Responses

Number of Responses = 240

Reponse Rate = 29%

## 13. How well did your TMCC studies prepare you for your current occupation?

• Very well	73	30%
• Sufficiently	87	36%
• Not very well	13	5%
• Not applicable	65	27%
• No response	2	1%
<b>Total</b>	<b>240</b>	<b>100%</b>



## 14. How well did your TMCC studies prepare you for advancing your education?

• Very well	124	52%
• Sufficiently	86	36%
• Not very well	15	6%
• Not applicable	13	5%
• No response	2	1%
<b>Total</b>	<b>240</b>	<b>100%</b>

