

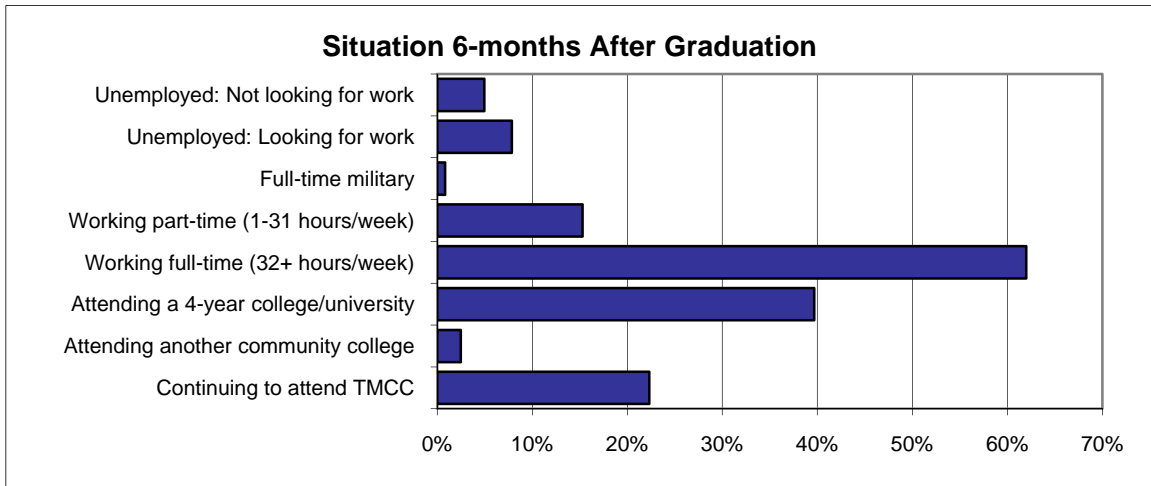
Graduate Follow-up Survey Summary of Responses

Number of Responses = 242

Response Rate = 38%

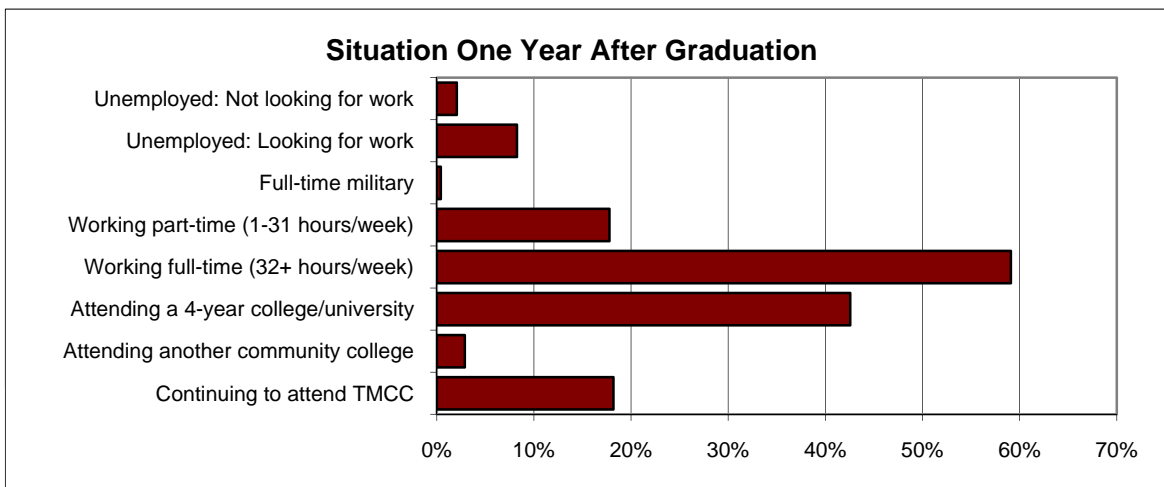
1. Mark the boxes which describe your situation 6-MONTHS after graduating form

• Continuing to attend TMCC	54	22%
• Attending another community college	6	2%
• Attending a 4-year college/university	96	40%
• Working full-time (32+ hours/week)	150	62%
• Working part-time (1-31 hours/week)	37	15%
• Full-time military	2	1%
• Unemployed: Looking for work	19	8%
• Unemployed: Not looking for work	12	5%



2. Mark the boxes which describe your situation ONE YEAR after graduating form

• Continuing to attend TMCC	44	18%
• Attending another community college	7	3%
• Attending a 4-year college/university	103	43%
• Working full-time (32+ hours/week)	143	59%
• Working part-time (1-31 hours/week)	43	18%
• Full-time military	1	0%
• Unemployed: Looking for work	20	8%
• Unemployed: Not looking for work	5	2%



Graduate Follow-up Survey Summary of Responses

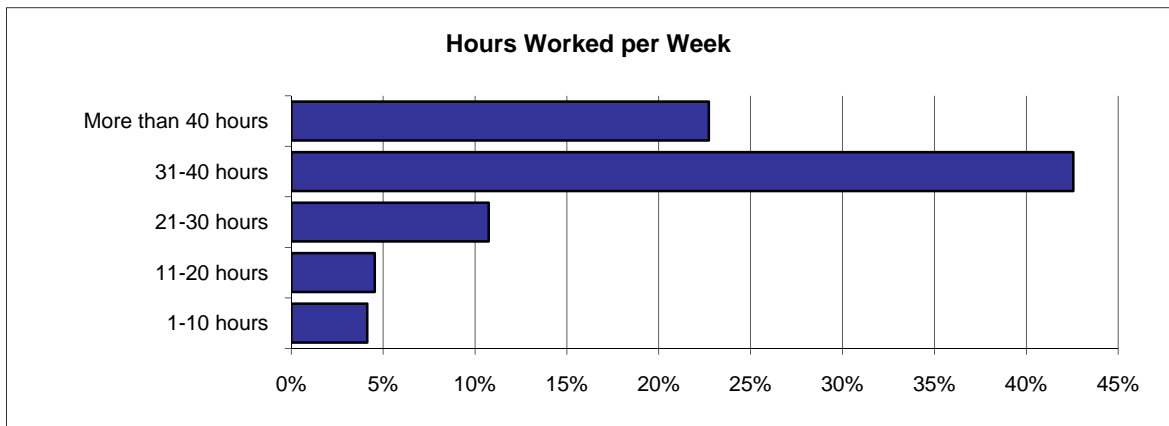
Number of Responses = 242

Response Rate = 38%

If you are employed, complete questions 3 through 9. If you are not employed, skip to question 10.

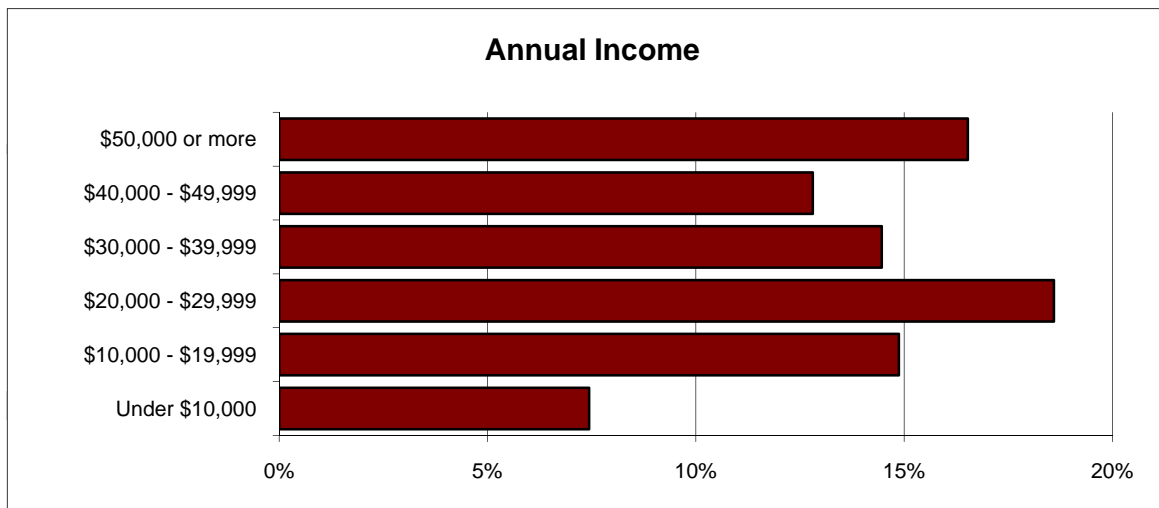
3. How many hours do you work per week?

• 1-10 hours	10	4%
• 11-20 hours	11	5%
• 21-30 hours	26	11%
• 31-40 hours	103	43%
• More than 40 hours	55	23%
• No Response	37	15%
Total	242	100%



4. What range best depicts your personal annual income?

• Under \$10,000	18	7%
• \$10,000 - \$19,999	36	15%
• \$20,000 - \$29,999	45	19%
• \$30,000 - \$39,999	35	14%
• \$40,000 - \$49,999	31	13%
• \$50,000 or more	40	17%
• No Response	37	15%
Total	242	100%



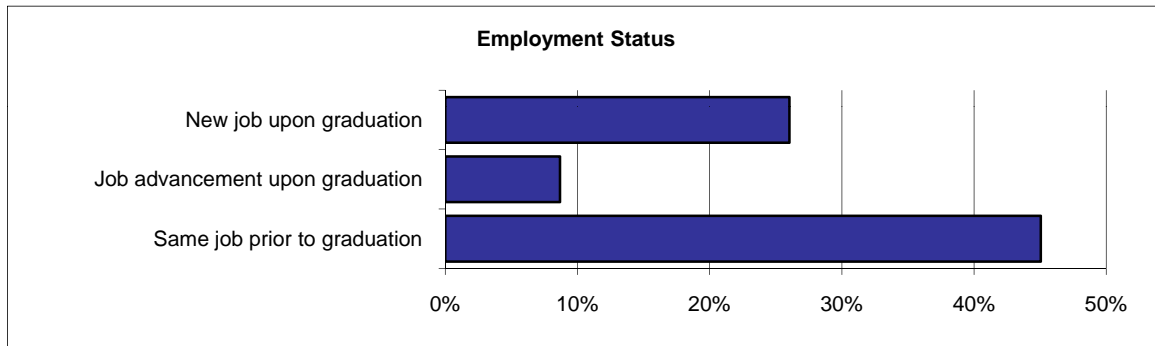
Graduate Follow-up Survey Summary of Responses

Number of Responses = 242

Response Rate = 38%

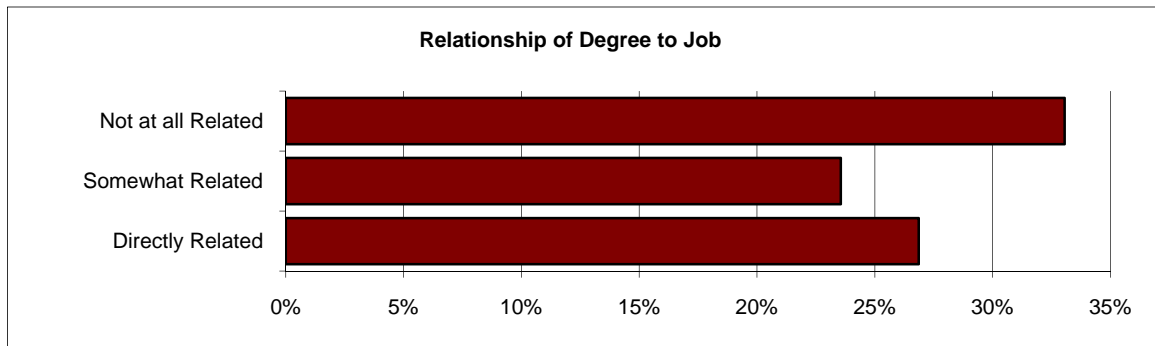
5. Which of the following best describes your current employment status?

• Same job prior to graduation	109	45%
• Job advancement upon graduation	21	9%
• New job upon graduation	63	26%
• No Response	49	20%
Total	242	0%



6. Rate the level at which your current job is related to your degree(s) from TMCC:

• Directly Related	65	27%
• Somewhat Related	57	24%
• Not at all Related	80	33%
• No Response	40	17%
Total	242	0%



7. Indicate the field in which you are employed:

Construction	4	2%
Manufacturing	5	2%
Public Utilities	1	0%
Services	19	8%
Health Care	67	28%
Gaming or Entertainment	7	3%
Government or Military	12	5%
Finance, Insurance, or Real estate	5	2%
Sales (wholesale & retail)	15	6%
Transportation or Communication	2	1%
Other	63	26%
No response	42	17%
Total	242	100%

Graduate Follow-up Survey Summary of Responses

Number of Responses = 242

Response Rate = 38%

10. My studies at TMCC helped me to develop:

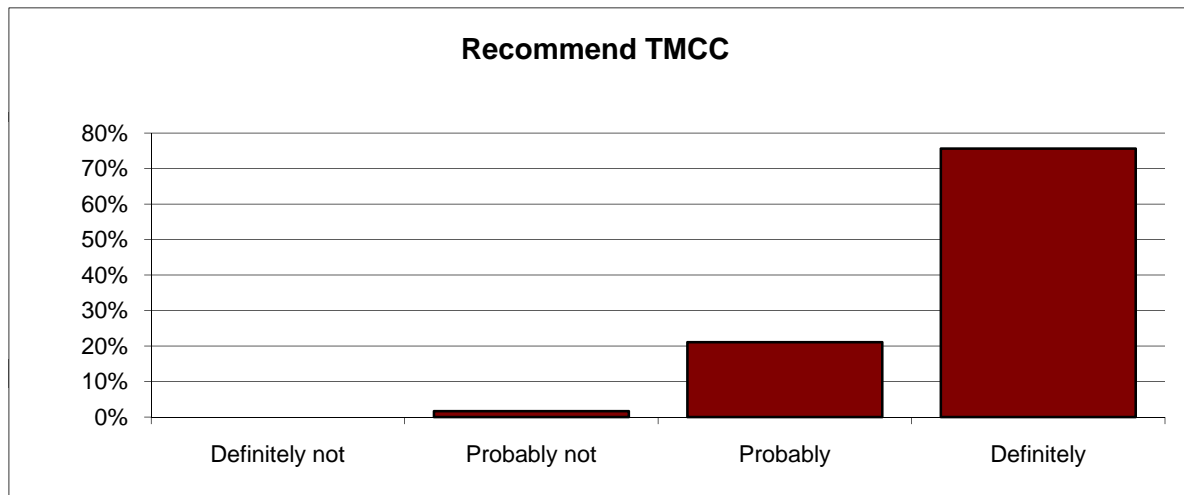
	Agree		Disagree		Unable to Evaluate		No Response	
	#	%	#	%	#	%	#	%
a. Analytical thinking skills	228	94%	6	2%	5	2%	3	1%
b. Communication skills	218	90%	12	5%	11	5%	1	0%
c. Collaborative skills	213	88%	12	5%	15	6%	2	1%
d. Quantitative & scientific reasoning skills	196	81%	17	7%	27	11%	2	1%
e. Global & cultural awareness skills	191	79%	24	10%	25	10%	2	1%
f. Personal, social, & civic responsibility skills	204	84%	21	9%	16	7%	1	0%
g. Information literacy & research skills	216	89%	11	5%	12	5%	3	1%
h. Artistic & aesthetic awareness skills	178	74%	25	10%	38	16%	1	0%
i. Computer & information technology skills	194	80%	24	10%	21	9%	3	1%

11. Overall, how would you rate TMCC in the following areas:

	Good		Average		Not Very Good		No Response	
	#	%	#	%	#	%	#	%
a. Quality of education	203	84%	33	14%	2	1%	4	2%
b. Quality of technical education	165	68%	70	29%	2	1%	5	2%
c. Availability of courses	161	67%	70	29%	7	3%	4	2%
d. Accessibility of faculty	170	70%	65	27%	5	2%	2	1%
e. Quality of instructional faculty	180	74%	53	22%	5	2%	4	2%
f. Quality of academic advising	128	53%	73	30%	37	15%	4	2%
g. Your overall experience at TMCC	194	80%	43	18%	1	0%	4	2%

12. Would you recommend TMCC to a relative or friend?

• Definitely	183	76%
• Probably	51	21%
• Probably not	4	2%
• Definitely not	0	0%
• No response	4	2%
Total	242	100%



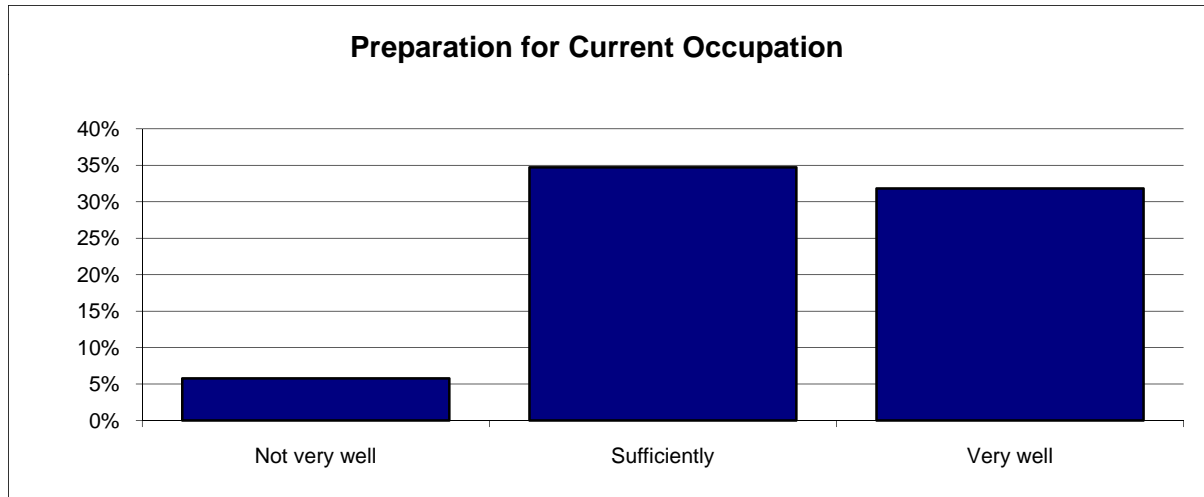
Graduate Follow-up Survey Summary of Responses

Number of Responses = 242

Response Rate = 38%

13. How well did your TMCC studies prepare you for your current occupation?

• Very well	77	32%
• Sufficiently	84	35%
• Not very well	14	6%
• Not applicable	61	25%
• No response	6	2%
Total	242	100%



14. How well did your TMCC studies prepare you for advancing your education?

• Very well	133	55%
• Sufficiently	88	36%
• Not very well	6	2%
• Not applicable	12	5%
• No response	3	1%
Total	242	100%

