

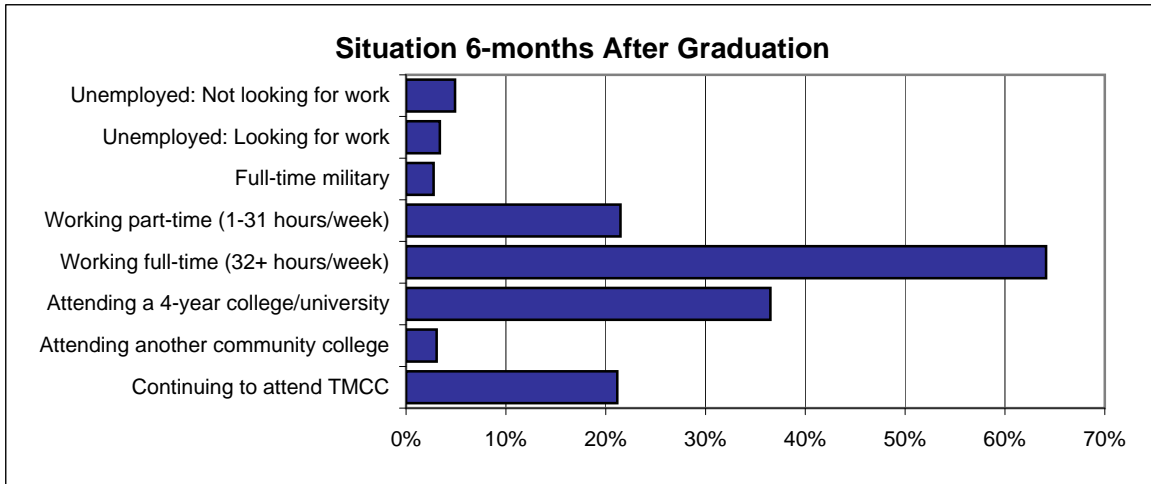
Graduate Follow-up Survey Summary of Responses

Number of Responses = 326

Response Rate = 54.3%

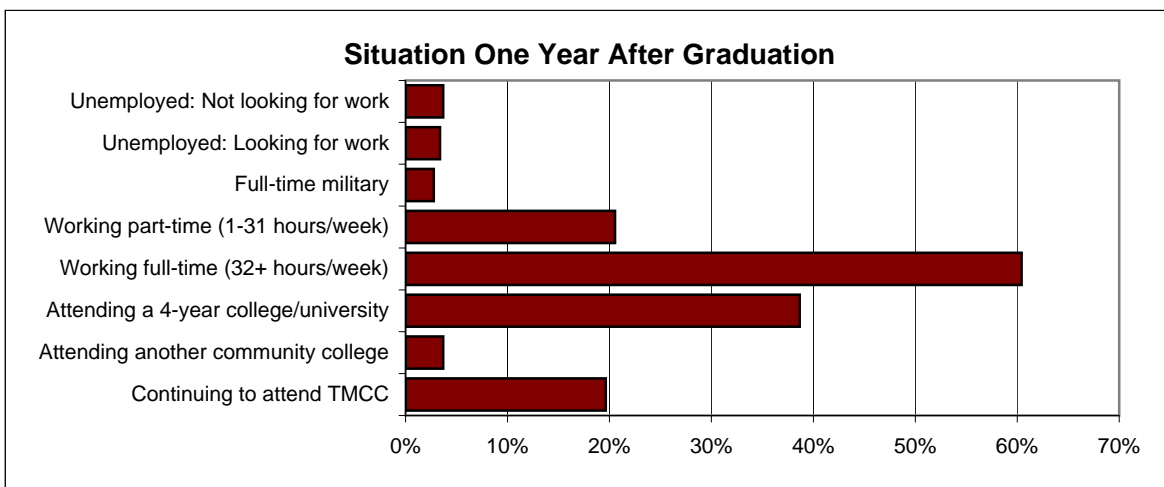
1. Mark the boxes which describe your situation 6-MONTHS after graduating form

• Continuing to attend TMCC	69	21%
• Attending another community college	10	3%
• Attending a 4-year college/university	119	37%
• Working full-time (32+ hours/week)	209	64%
• Working part-time (1-31 hours/week)	70	21%
• Full-time military	9	3%
• Unemployed: Looking for work	11	3%
• Unemployed: Not looking for work	16	5%



2. Mark the boxes which describe your situation ONE YEAR after graduating form

• Continuing to attend TMCC	64	20%
• Attending another community college	12	4%
• Attending a 4-year college/university	126	39%
• Working full-time (32+ hours/week)	197	60%
• Working part-time (1-31 hours/week)	67	21%
• Full-time military	9	3%
• Unemployed: Looking for work	11	3%
• Unemployed: Not looking for work	12	4%



Graduate Follow-up Survey Summary of Responses

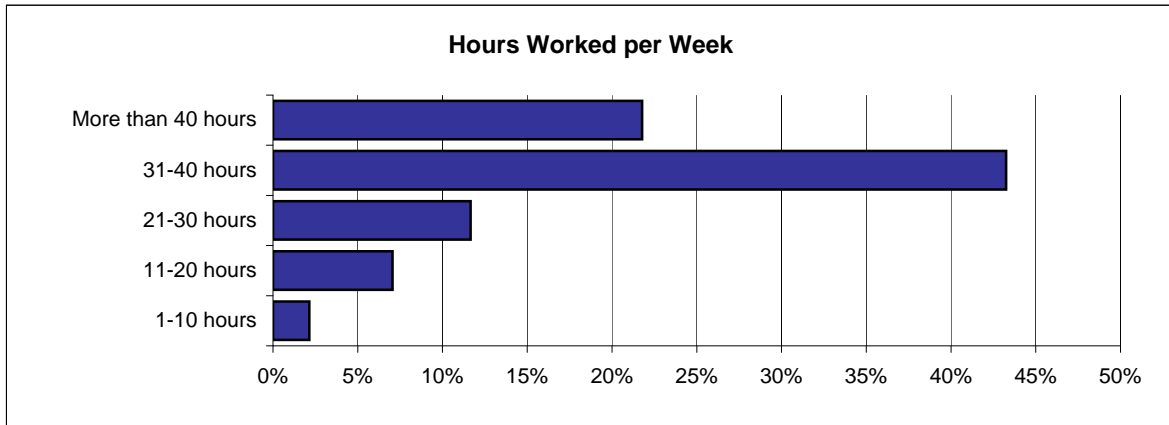
Number of Responses = 326

Response Rate = 54.3%

If you are employed, complete questions 3 through 9. If you are *not* employed, skip to question 10.

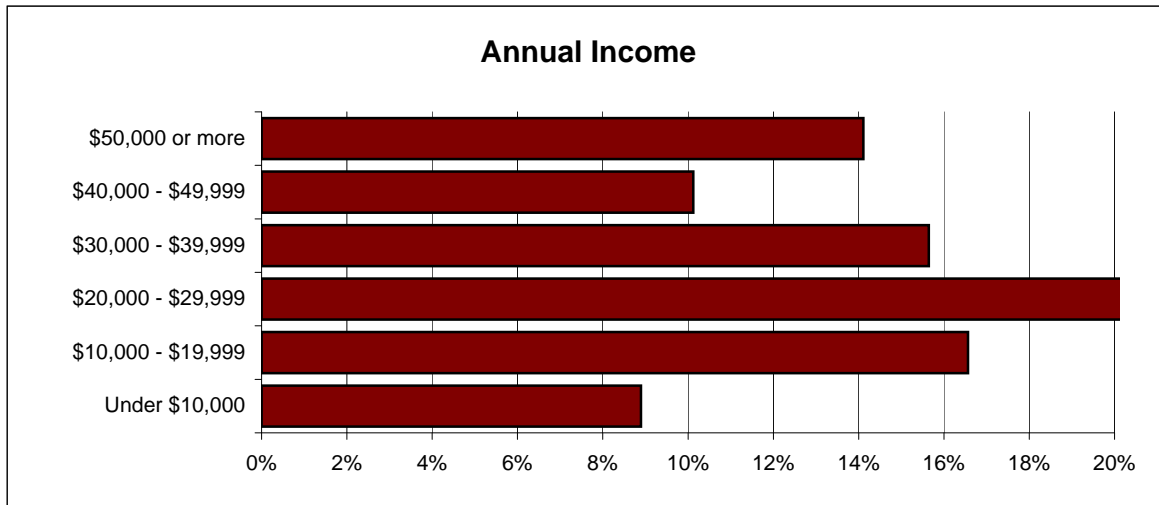
3. How many hours do you work per week?

• 1-10 hours	7	2%
• 11-20 hours	23	7%
• 21-30 hours	38	12%
• 31-40 hours	141	43%
• More than 40 hours	71	22%
• No Response	46	14%
Total	326	100%



4. What range best depicts your personal annual income?

• Under \$10,000	29	9%
• \$10,000 - \$19,999	54	17%
• \$20,000 - \$29,999	66	20%
• \$30,000 - \$39,999	51	16%
• \$40,000 - \$49,999	33	10%
• \$50,000 or more	46	14%
• No Response	47	14%
Total	326	100%



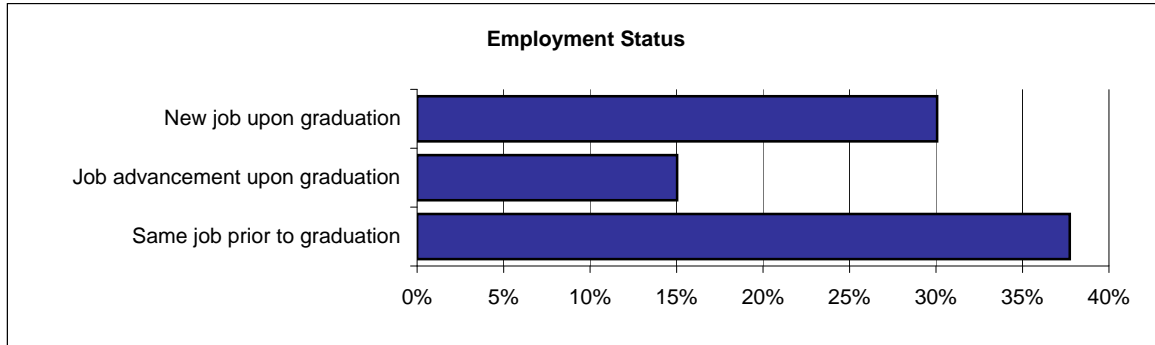
Graduate Follow-up Survey Summary of Responses

Number of Responses = 326

Response Rate = 54.3%

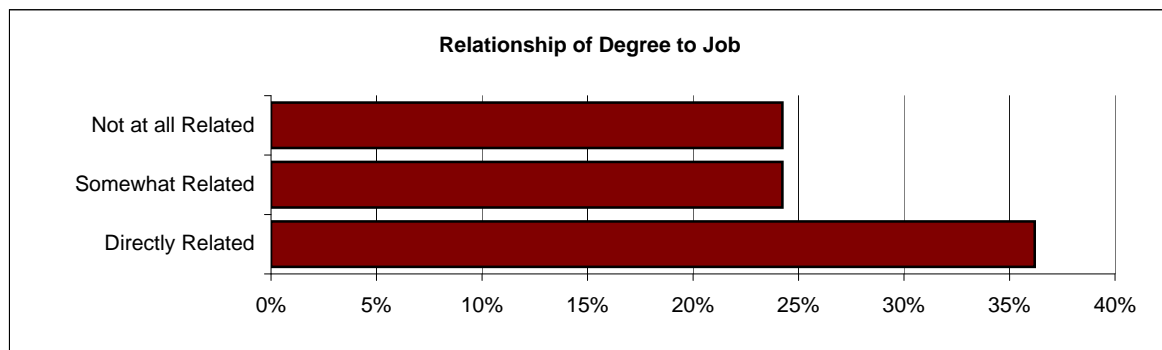
5. Which of the following best describes your current employment status?

• Same job prior to graduation	123	38%
• Job advancement upon graduation	49	15%
• New job upon graduation	98	30%
• No Response	56	17%
Total	326	0%



6. Rate the level at which your current job is related to your degree(s) from TMCC:

• Directly Related	118	36%
• Somewhat Related	79	24%
• Not at all Related	79	24%
• No Response	50	15%
Total	326	0%



7. Indicate the field in which you are employed:

Construction	8	2%
Manufacturing	7	2%
Public Utilities	3	1%
Services	86	26%
Health Care	98	30%
Gaming or Entertainment	7	2%
Government of Military	22	7%
Finance, Insurance, or Real estate	8	2%
Sales (wholesale & retail)	25	8%
Transportation or Communication	5	2%
Other	10	3%
No response	47	14%
Total	326	100%

Graduate Follow-up Survey Summary of Responses

Number of Responses = 326

Response Rate = 54.3%

10. My studies at TMCC helped me to develop:

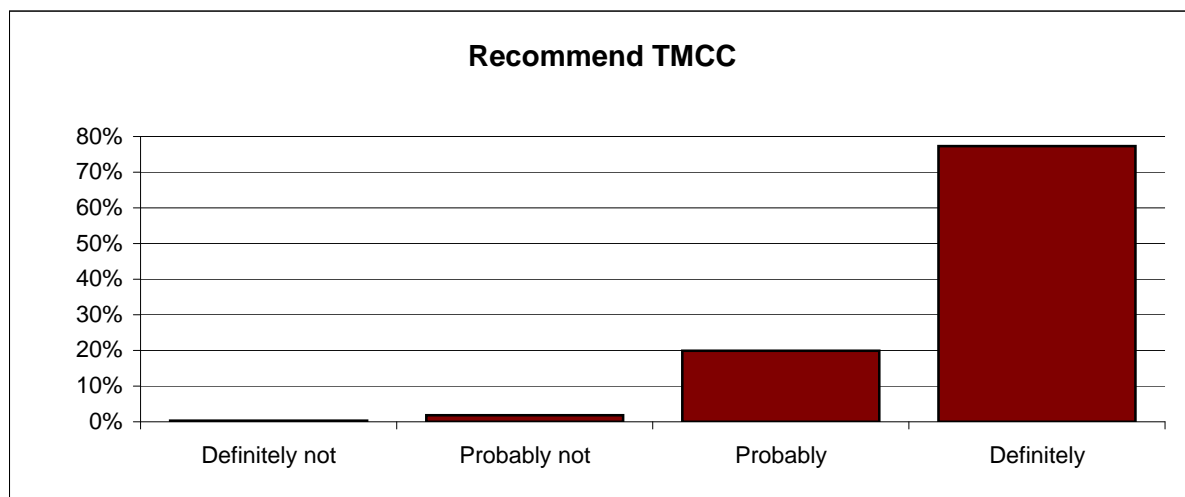
	Agree		Disagree		Unable to Evaluate		No Response	
	#	%	#	%	#	%	#	%
a. Analytical thinking skills	301	92%	11	3%	13	4%	1	0%
b. Communication skills	296	91%	15	5%	14	4%	1	0%
c. Collaborative skills	293	90%	11	3%	21	6%	1	0%
d. Quantitative & scientific reasoning skills	275	84%	12	4%	38	12%	1	0%
e. Global & cultural awareness skills	258	79%	31	10%	36	11%	1	0%
f. Personal, social, & civic responsibility skills	274	84%	18	6%	33	10%	1	0%
g. Information literacy & research skills	285	87%	16	5%	24	7%	1	0%
h. Artistic & aesthetic awareness skills	238	73%	30	9%	57	17%	1	0%
i. Computer & information technology skills	250	77%	32	10%	42	13%	2	1%

11. Overall, how would you rate TMCC in the following areas:

	Good		Average		Not Very Good		No Response	
	#	%	#	%	#	%	#	%
a. Quality of education	273	84%	52	16%	1	0%	0	0%
b. Quality of technical education	232	71%	84	26%	6	2%	4	1%
c. Availability of courses	226	69%	89	27%	11	3%	0	0%
d. Accessibility of faculty	240	74%	73	22%	10	3%	3	1%
e. Quality of instructional faculty	257	79%	63	19%	5	2%	1	0%
f. Quality of academic advising	182	56%	99	30%	42	13%	3	1%
g. Your overall experience at TMCC	275	84%	46	14%	3	1%	2	1%

12. Would you recommend TMCC to a relative or friend?

• Definitely	252	77%
• Probably	65	20%
• Probably not	6	2%
• Definitely not	1	0%
• No response	2	1%
Total	326	100%



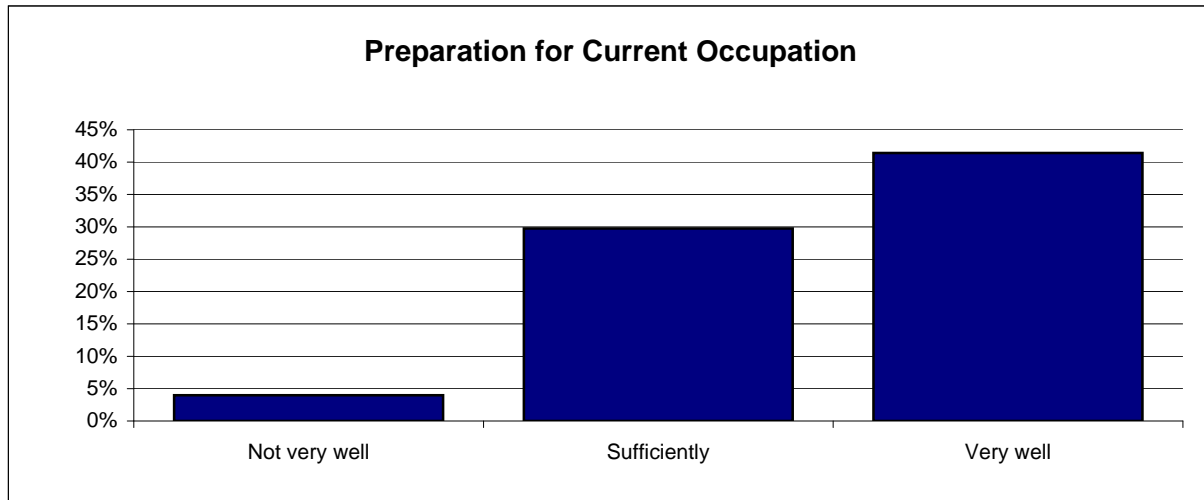
Graduate Follow-up Survey Summary of Responses

Number of Responses = 326

Response Rate = 54.3%

13. How well did your TMCC studies prepare you for your current occupation?

• Very well	135	41%
• Sufficiently	97	30%
• Not very well	13	4%
• Not applicable	80	25%
• No response	1	0%
Total	326	100%



14. How well did your TMCC studies prepare you for advancing your education?

• Very well	188	58%
• Sufficiently	106	33%
• Not very well	14	4%
• Not applicable	16	5%
• No response	2	1%
Total	326	100%

