

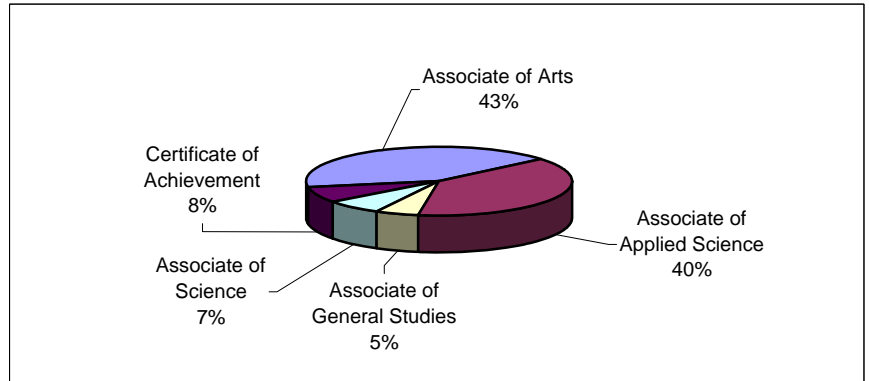
Graduate Follow-up Survey  
Truckee Meadows Community College  
2005 - 2006 Graduates

Total number of responding graduates = 222

**Degrees Received and Post-graduation Status of Respondents**

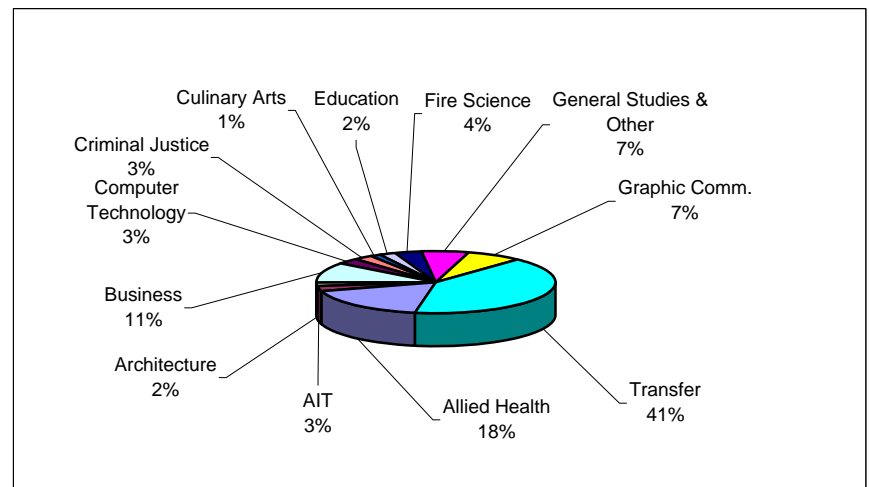
Degree Received*	#	%
Associate of Arts	95	43%
Associate of Applied Science	88	40%
Associate of General Studies	12	5%
Associate of Science	16	7%
Certificate of Achievement	17	8%

\*Respondents were able to report up to two degrees.



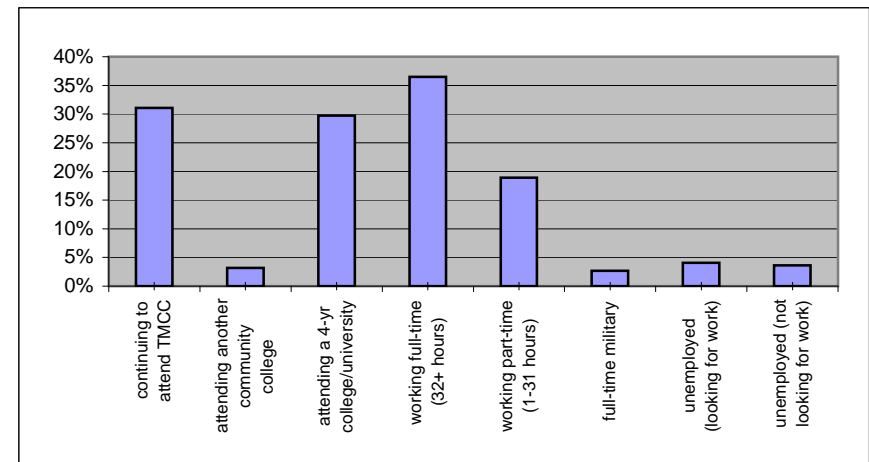
Degrees by Program Area*	#	%
Allied Health	40	18%
AIT	6	3%
Architecture	4	2%
Business	24	11%
Computer Technology	7	3%
Criminal Justice	6	3%
Culinary Arts	3	1%
Education	5	2%
Fire Science	8	4%
General Studies & Other	15	7%
Graphic Comm.	17	7%
Transfer	93	41%
Total	228	100%

\*Some respondents earned more than one degree.



Current Situation*	#	%
continuing to attend TMCC	69	31%
attending another community college	7	3%
attending a 4-yr college/university	66	30%
working full-time (32+ hours)	81	36%
working part-time (1-31 hours)	42	19%
full-time military	6	3%
unemployed (looking for work)	9	4%
unemployed (not looking for work)	8	4%

\*Respondents were able to report all that applied.



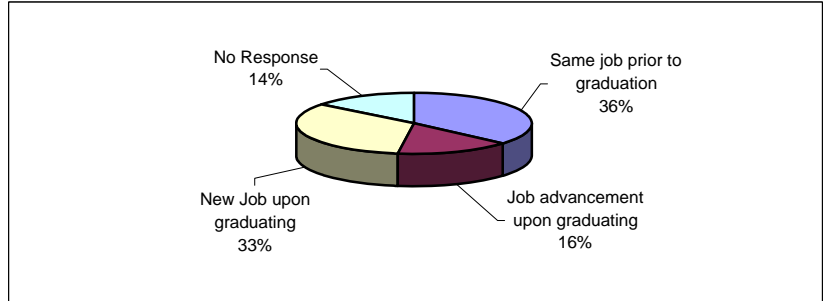
Graduate Follow-up Survey  
Truckee Meadows Community College  
2005 - 2006 Graduates

**Employment of TMCC Graduates**

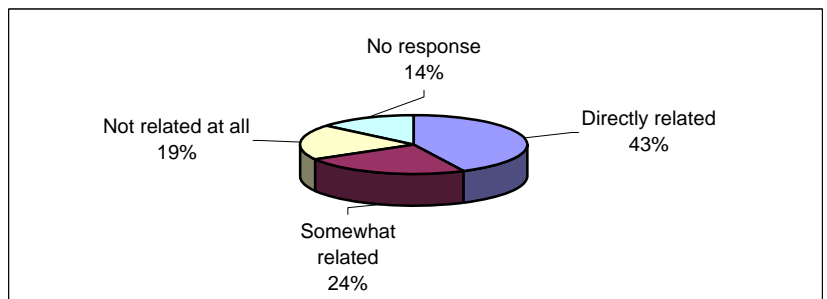
43% of respondents felt that their degree and job were directly related, up from 40% last year.

63% of respondents reported an annual income of more than \$20,000, approximately 4% less than last year.

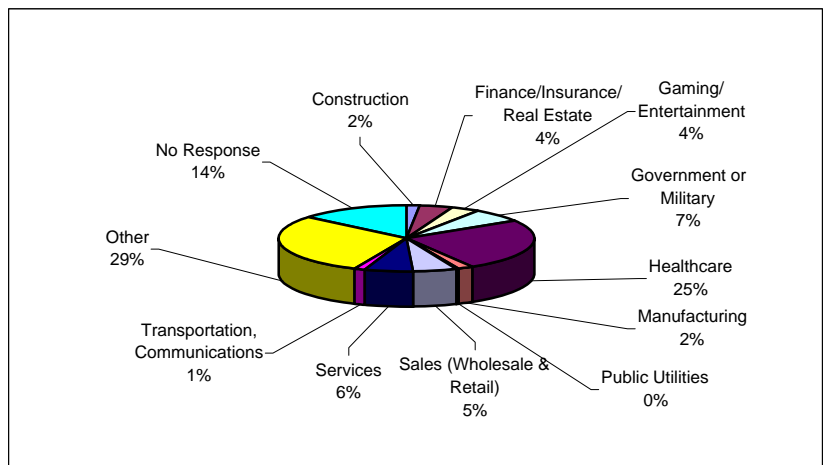
Employment Status	#	%
Same job prior to graduation	81	36%
Job advancement upon graduating	35	16%
New Job upon graduating	74	33%
No Response	32	14%
Total	222	100%



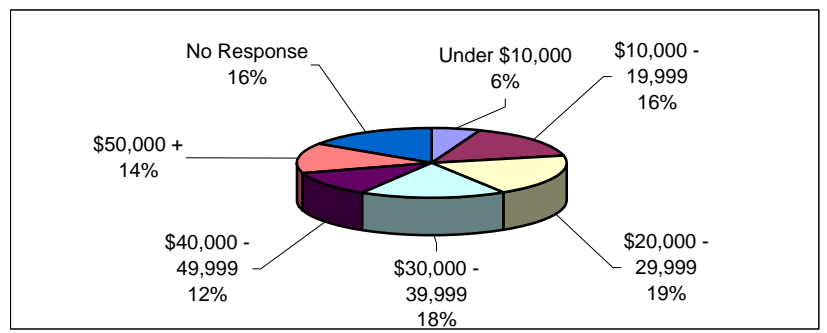
Relevance of Job to Degree	#	%
Directly related	95	43%
Somewhat related	53	24%
Not related at all	43	19%
No response	31	14%
Total	222	100%



Area of Employment	#	%
Construction	4	2%
Finance/Insurance/Real Estate	9	4%
Gaming/Entertainment	8	4%
Government or Military	15	7%
Healthcare	56	25%
Manufacturing	4	2%
Public Utilities	1	0%
Sales (Wholesale & Retail)	12	5%
Services	14	6%
Transportation, Communications	3	1%
Other	65	29%
No Response	31	14%
Total	222	100%



Current Annual Income	#	%
Under \$10,000	13	6%
\$10,000 - 19,999	35	16%
\$20,000 - 29,999	43	19%
\$30,000 - 39,999	39	18%
\$40,000 - 49,999	26	12%
\$50,000 +	31	14%
No Response	35	16%
Total	222	100%



Graduate Follow-up Survey  
Truckee Meadows Community College  
2005 - 2006 Graduates

**Satisfaction with Quality of Education Received**

Percentage of respondents who would recommend TMCC to a relative or friend:	<b>98%</b>
Percentage of employed respondents indicating that TMCC helped prepare them for their current occupation:	<b>95%</b>
Percentage of respondents indicating that TMCC prepared them for advancing their education:	<b>93%</b>

**General Education Skills**

How well did your program of study at TMCC help you to:	Very Well	Moderately	Not Very Well	Not Applicable	No Response
analyze written arguments	35%	47%	4%	13%	1%
appreciate other cultures	45%	38%	8%	9%	0%
respect varying points of view	50%	41%	3%	6%	<1%
think independently	62%	31%	3%	4%	0%
deal with conflict	41%	39%	9%	12%	0%
speak to groups	43%	41%	8%	8%	<1%
reason mathematically	38%	46%	7%	7%	1%
broaden intellectual interests	58%	39%	<1%	3%	0%
improve decision-making	51%	40%	3%	5%	<1%
write clearly	48%	41%	4%	7%	<1%

**Overall Satisfaction by Area**

Overall, how would you rate TMCC in the following areas:	Good	Average	Not very good	No Response
Quality of general education	81%	19%	<1%	0%
Quality of technical education	77%	19%	2%	1%
Availability of courses	66%	29%	5%	0%
Accessibility to faculty	69%	28%	2%	<1%
Quality of instructional faculty	75%	22%	3%	0%
Quality of academic advising	55%	30%	16%	0%
Your overall experience at TMCC	84%	14%	2%	0%