

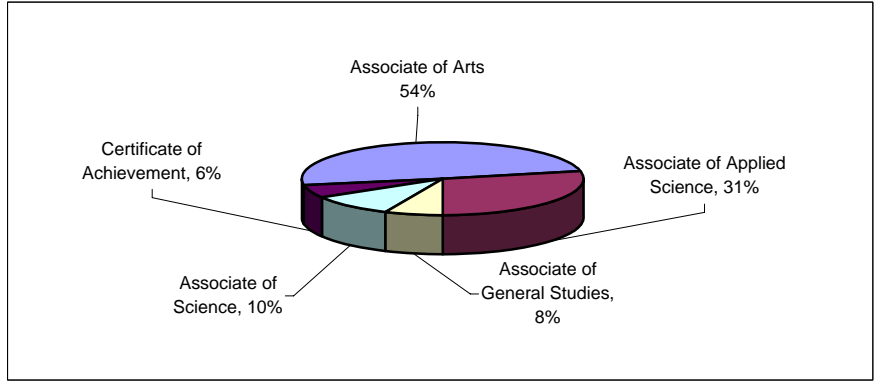
Graduate Follow-up Survey
Truckee Meadows Community College
2004 - 2005 Graduates

Total number of responding graduates = 173

Degrees Received and Post-graduation Status of Respondents

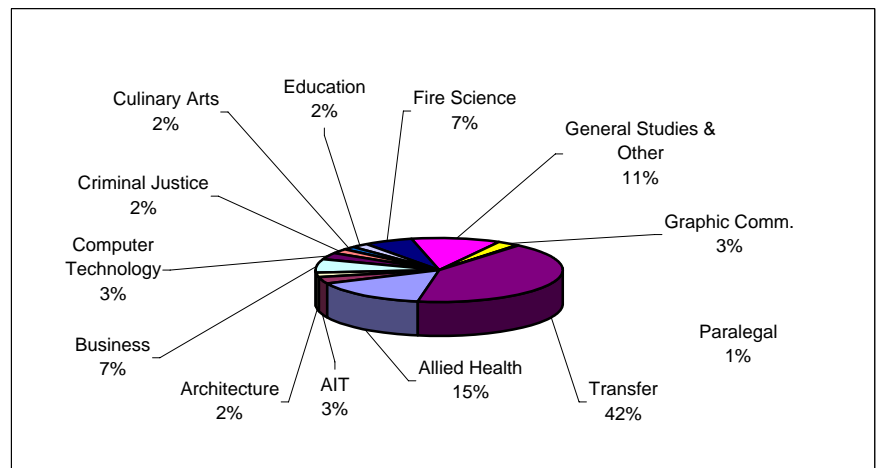
Degree Received*	#	%
Associate of Arts	93	54%
Associate of Applied Science	53	31%
Associate of General Studies	13	8%
Associate of Science	18	10%
Certificate of Achievement	11	6%

*Respondents were able to report up to two degrees.



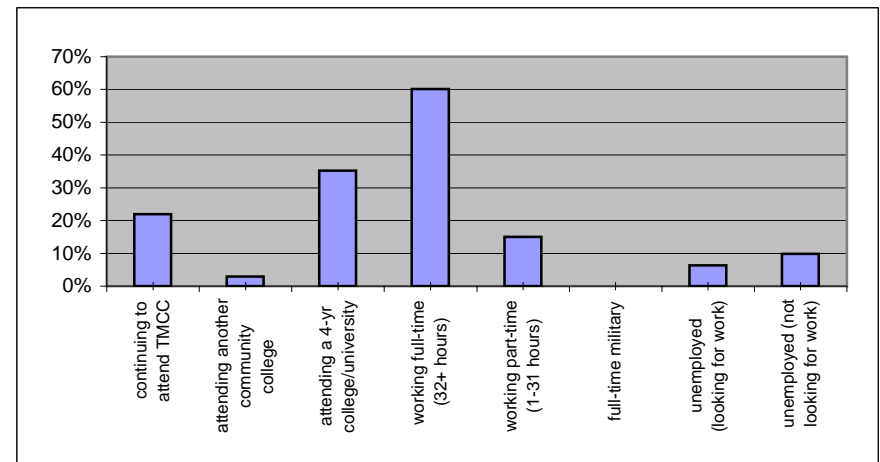
Degrees by Program Area*	#	%
Allied Health	28	15%
AIT	6	3%
Architecture	4	2%
Business	13	7%
Computer Technology	6	3%
Criminal Justice	4	2%
Culinary Arts	3	2%
Education	4	2%
Fire Science	12	7%
General Studies & Other	21	11%
Graphic Comm.	5	3%
Paralegal	1	1%
Transfer	76	42%

*Some respondents earned more than one degree.



Current Situation*	#	%
continuing to attend TMCC	38	22%
attending another community college	5	3%
attending a 4-yr college/university	61	35%
working full-time (32+ hours)	104	60%
working part-time (1-31 hours)	26	15%
full-time military	0	0%
unemployed (looking for work)	11	6%
unemployed (not looking for work)	17	10%

*Respondents were able to report all that applied.



Graduate Follow-up Survey
Truckee Meadows Community College
2004 - 2005 Graduates

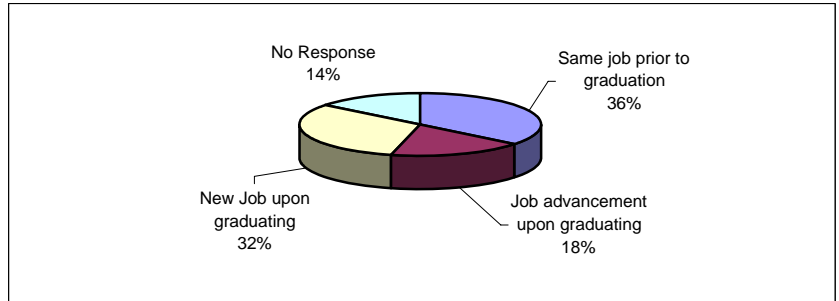
Employment of TMCC Graduates

40% of respondents felt that their degree and job were directly related, up from 35% last year.

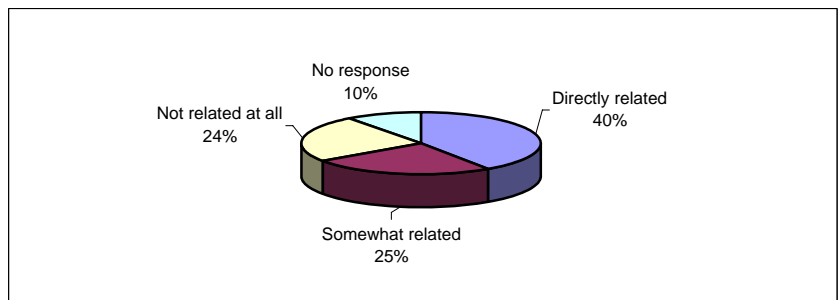
50% of respondents reported a new job or job advancement upon graduating.

67% of respondents reported an annual income of over \$20,000.

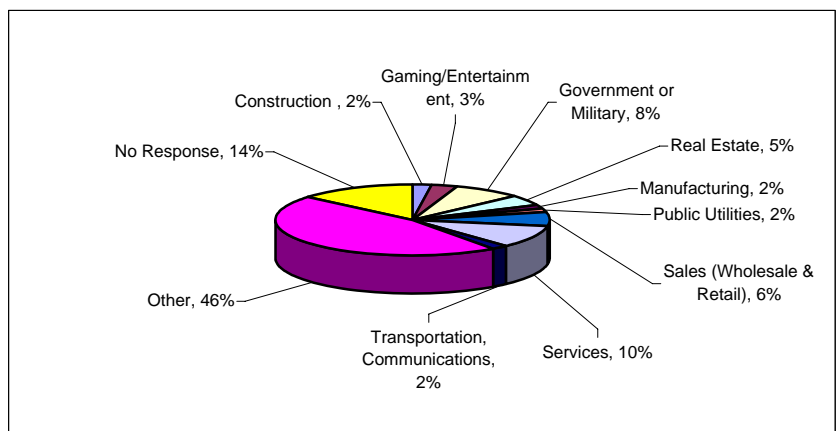
Employment Status	#	%
Same job prior to graduation	62	36%
Job advancement upon graduating	31	18%
New Job upon graduating	55	32%
No Response	25	14%
Total	173	100%



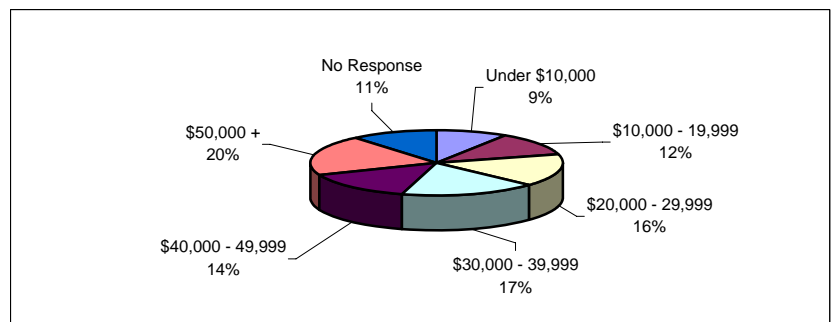
Relevance of Job to Degree	#	%
Directly related	70	40%
Somewhat related	43	25%
Not related at all	42	24%
No response	18	10%
Total	173	100%



Area of Employment	#	%
Construction	4	2%
Gaming/Entertainment	5	3%
Government or Military	14	8%
Real Estate	8	5%
Manufacturing	3	2%
Public Utilities	3	2%
Sales (Wholesale & Retail)	11	6%
Services	18	10%
Transportation, Communications	3	2%
Other	80	46%
No Response	24	14%
Total	173	100%



Current Annual Income	#	%
Under \$10,000	16	9%
\$10,000 - 19,999	20	12%
\$20,000 - 29,999	28	16%
\$30,000 - 39,999	30	17%
\$40,000 - 49,999	25	14%
\$50,000 +	35	20%
No Response	19	11%
Total	173	100%



Graduate Follow-up Survey
Truckee Meadows Community College
2004 - 2005 Graduates

Satisfaction with Quality of Education Received

Percentage of respondents who would recommend TMCC to a relative or friend:	97%
Percentage of employed respondents indicating that TMCC helped prepare them for their current occupation:	97%
Percentage of respondents indicating that TMCC prepared them for advancing their education:	91%

General Education Skills

	Very Well	Moderately	Not Very Well	Not Applicable	No Response
How well did your program of study at TMCC help you to:					
analyze written arguments	30%	51%	10%	8%	1%
appreciate other cultures	44%	39%	12%	6%	0%
respect varying points of view	49%	41%	8%	2%	1%
think independently	54%	37%	6%	2%	0%
deal with conflict	34%	47%	13%	6%	0%
speak to groups	38%	49%	10%	3%	0%
reason mathematically	33%	50%	13%	5%	0%
broaden intellectual interests	53%	37%	5%	5%	1%
improve decision-making	46%	43%	6%	4%	1%
write clearly	41%	47%	8%	3%	1%

Overall Satisfaction by Area

	Good	Average	Not very good	No Response
Overall, how would you rate TMCC in the following areas:				
Quality of general education	79%	18%	1%	1%
Quality of technical education	68%	27%	3%	2%
Availability of courses	61%	30%	8%	1%
Accessibility to faculty	65%	28%	6%	1%
Quality of instructional faculty	66%	28%	6%	1%
Quality of academic advising	44%	38%	16%	2%
Your overall experience at TMCC	78%	18%	2%	2%