

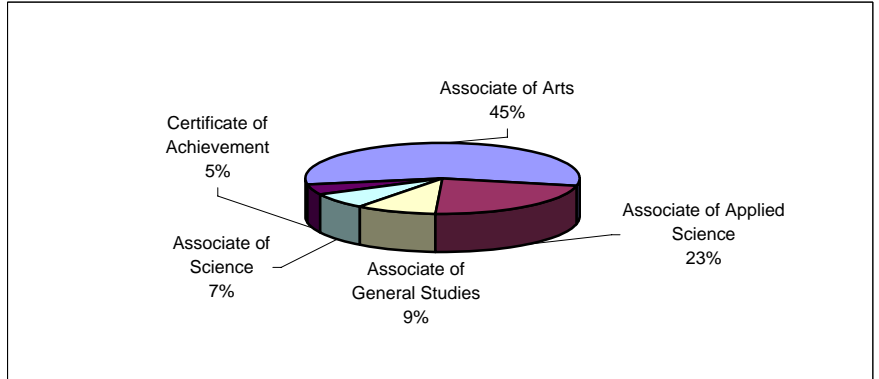
Graduate Follow-up Survey
Truckee Meadows Community College
2003 - 2004 Graduates

Total number of responding graduates = 127

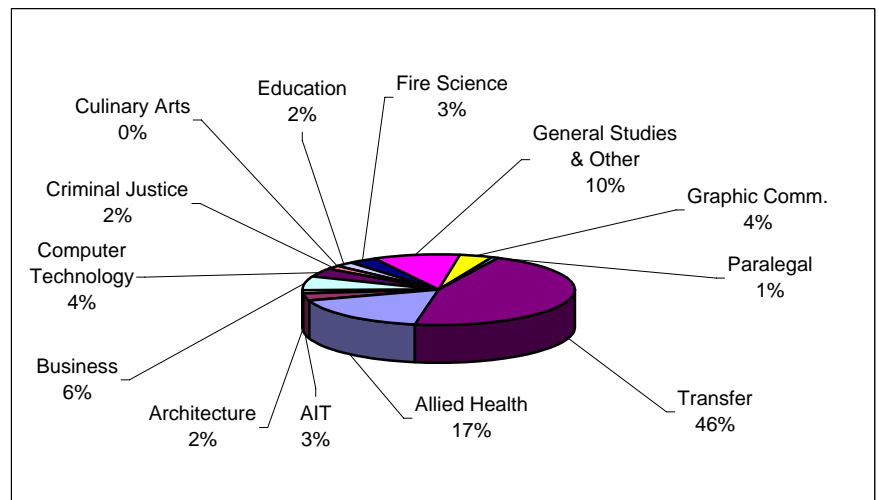
Degrees Received and Post-graduation Status of Respondents

Degree Received*	#	%
Associate of Arts	84	66%
Associate of Applied Science	34	27%
Associate of General Studies	14	11%
Associate of Science	11	9%
Certificate of Achievement	7	6%

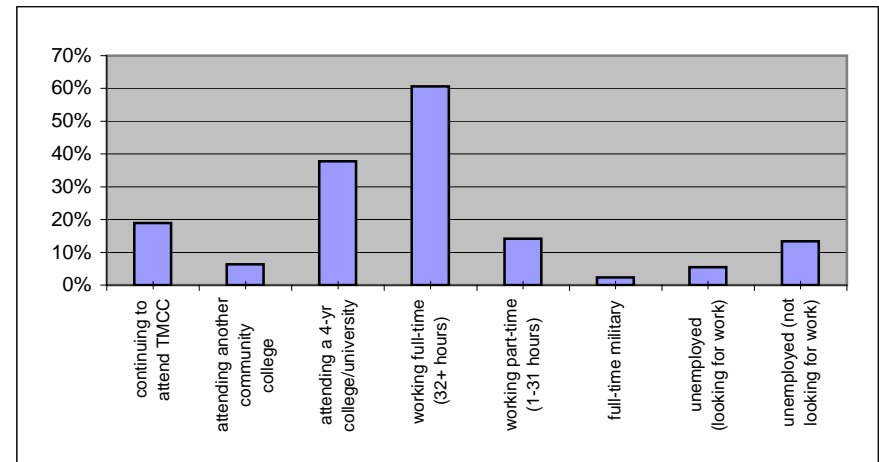
*Respondents were able to report up to two degrees.



Degrees by Program Area	#	%
Allied Health	22	17%
AIT	4	3%
Architecture	2	2%
Business	8	6%
Computer Technology	5	4%
Criminal Justice	2	2%
Culinary Arts	0	0%
Education	3	2%
Fire Science	4	3%
General Studies & Other	13	10%
Graphic Comm.	5	4%
Paralegal	1	1%
Transfer	58	46%
Total	127	100%



Current Situation	#	%
continuing to attend TMCC	24	19%
attending another community college	8	6%
attending a 4-yr college/university	48	38%
working full-time (32+ hours)	77	61%
working part-time (1-31 hours)	18	14%
full-time military	3	2%
unemployed (looking for work)	7	6%
unemployed (not looking for work)	17	13%



Graduate Follow-up Survey
Truckee Meadows Community College
2003 - 2004 Graduates

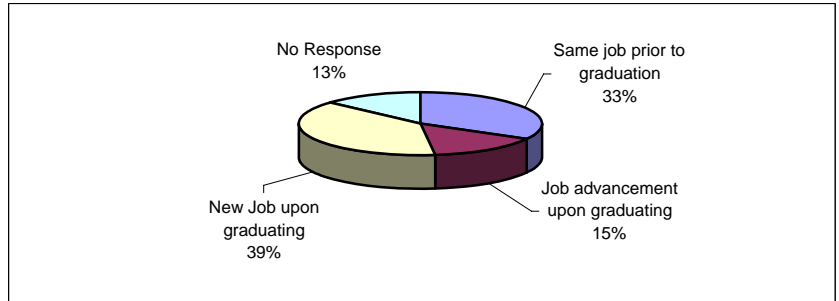
Employment of TMCC Graduates

35% of respondents felt that their degree and job were directly related, up from 26% last year.

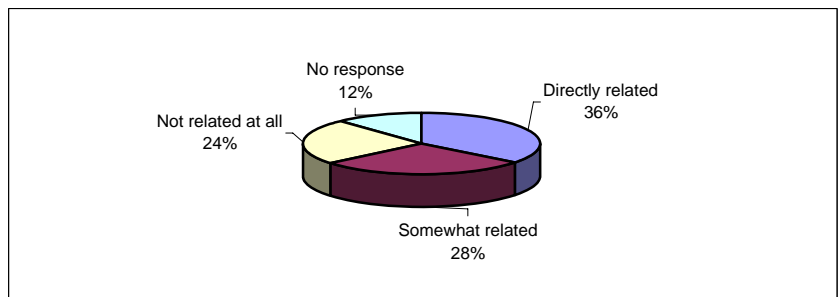
54% of respondents reported a new job or job advancement upon graduating, up from 40% last year.

68% of respondents reported an annual income of over \$20,000, up from 55% last year.

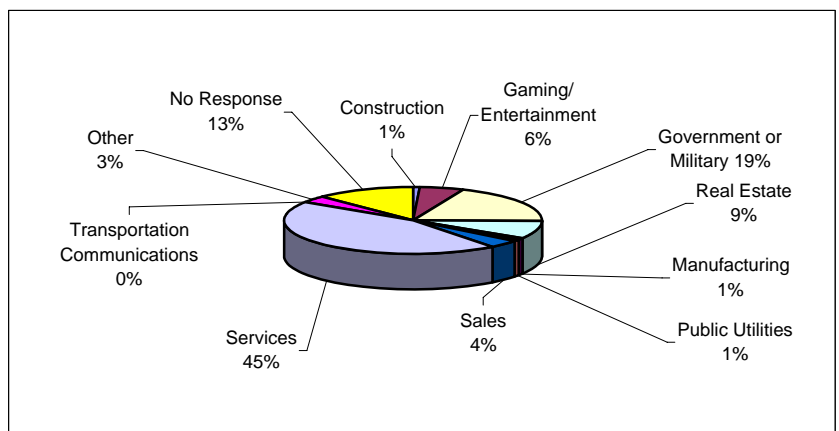
Employment Status	#	%
Same job prior to graduation	42	33%
Job advancement upon graduating	19	15%
New Job upon graduating	49	39%
No Response	17	13%
Total	127	100%



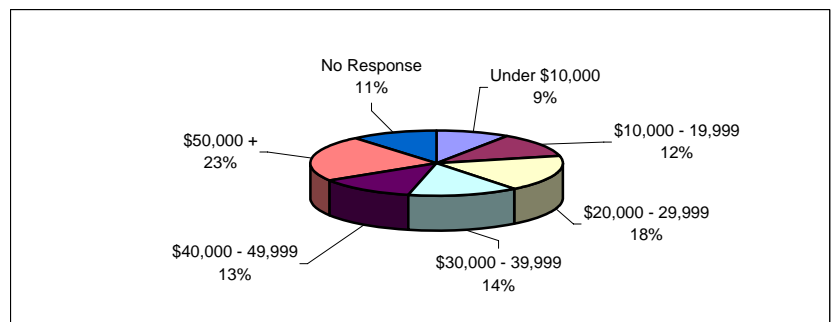
Relevance of Job to Degree	#	%
Directly related	45	35%
Somewhat related	36	28%
Not related at all	31	24%
No response	15	12%
Total	127	100%



Area of Employment	#	%
Construction	1	1%
Gaming/Entertainment	7	6%
Government or Military	24	19%
Real Estate	11	9%
Manufacturing	1	1%
Public Utilities	1	1%
Sales (Wholesale & Retail)	5	4%
Services	57	45%
Transportation, Communications	0	0%
Other	4	3%
No Response	16	13%
Total	127	100%



Current Annual Income	#	%
Under \$10,000	12	9%
\$10,000 - 19,999	15	12%
\$20,000 - 29,999	23	18%
\$30,000 - 39,999	18	14%
\$40,000 - 49,999	16	13%
\$50,000 +	29	23%
No Response	14	11%
Total	127	100%



Graduate Follow-up Survey
Truckee Meadows Community College
2003 - 2004 Graduates

Satisfaction with Quality of Education Received

Percentage of respondents who would recommend TMCC to a relative or friend:	95%
Percentage of employed respondents indicating that TMCC helped prepare them for their current occupation:	95%
Percentage of respondents indicating that TMCC prepared them for advancing their education:	91%

General Education Skills

	Very Well	Moderately	Not Very Well	Not Applicable	No Response
How well did your program of study at TMCC help you to:					
analyze written arguments	30%	50%	6%	9%	4%
appreciate other cultures	38%	50%	3%	8%	2%
respect varying points of view	43%	47%	5%	3%	2%
think independently	58%	34%	5%	1%	2%
deal with conflict	30%	51%	13%	5%	2%
speak to groups	34%	41%	17%	6%	2%
reason mathematically	29%	53%	8%	8%	2%
broaden intellectual interests	58%	31%	6%	3%	2%
improve decision-making	50%	43%	4%	2%	2%
write clearly	43%	44%	7%	3%	2%

Overall Satisfaction by Area

	Good	Average	Not very good	No Response
Overall, how would you rate TMCC in the following areas:				
Quality of general education	83%	16%	1%	1%
Quality of technical education	72%	24%	2%	2%
Availability of courses	62%	31%	6%	1%
Accessibility to faculty	69%	27%	4%	1%
Quality of instructional faculty	71%	28%	1%	1%
Quality of academic advising	47%	36%	16%	1%
Your overall experience at TMCC	83%	13%	2%	1%