

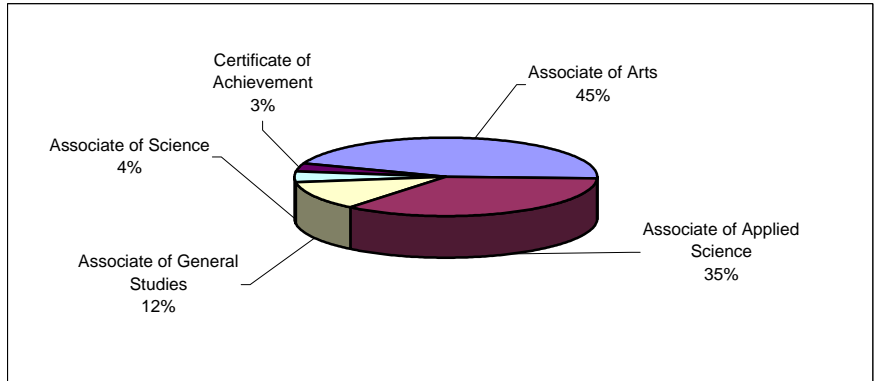
Graduate Follow-up Survey  
Truckee Meadows Community College  
2002 - 2003 Graduates

Total Number of Respondents : 91

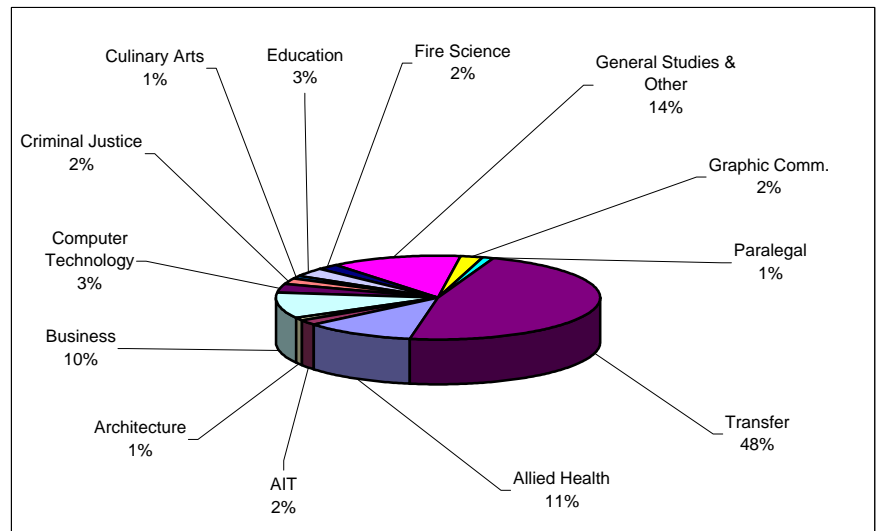
**Degrees Received and Post-graduation Status of Respondents**

**Transfer degrees represent almost 50% of all degrees received by respondents**

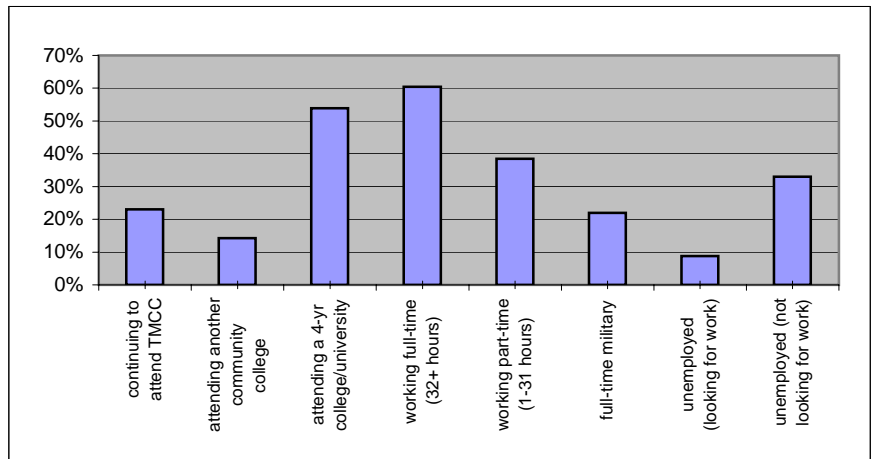
Degree Received	#	%
Associate of Arts	41	45%
Associate of Applied Science	32	35%
Associate of General Studies	11	12%
Associate of Science	4	4%
Certificate of Achievement	3	3%
No Response	0	0%
Totals	91	100%



Degrees by Program Area	#	%
Allied Health	10	11.0%
AIT	2	2.2%
Architecture	1	1.1%
Business	9	9.9%
Computer Technology	3	3.3%
Criminal Justice	2	2.2%
Culinary Arts	1	1.1%
Education	3	3.3%
Fire Science	2	2.2%
General Studies & Other	12	13.2%
Graphic Comm.	2	2.2%
Paralegal	1	1.1%
Transfer	43	47.3%
No Response	0	0.0%
Total	91	100%



Current Situation	#	%
continuing to attend TMCC	21	23%
attending another community college	13	14%
attending a 4-yr college/university	49	54%
working full-time (32+ hours)	55	60%
working part-time (1-31 hours)	35	38%
full-time military	20	22%
unemployed (looking for work)	8	9%
unemployed (not looking for work)	30	33%



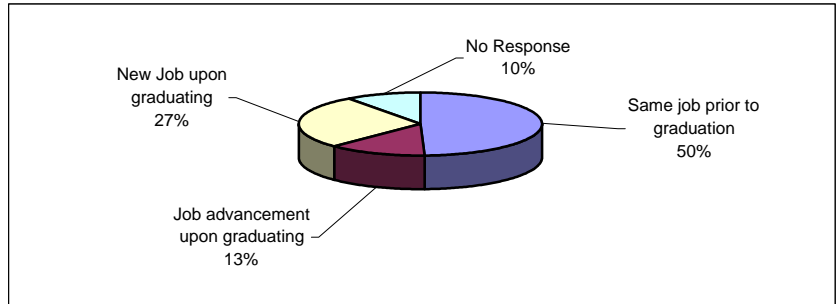
Graduate Follow-up Survey  
Truckee Meadows Community College  
2002 - 2003 Graduates

**Employment of TMCC Graduates**

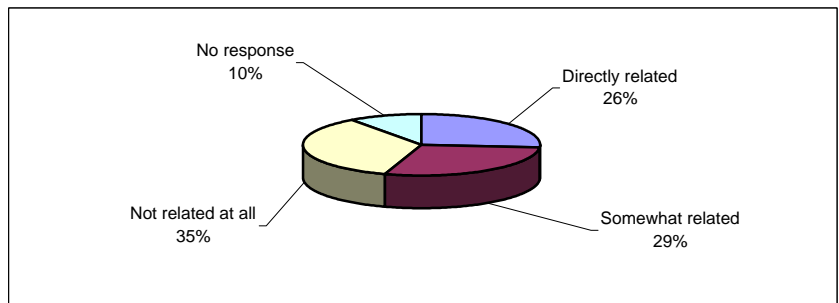
Over 50% of respondents indicate they are employed in Services

55% of respondents reported annual income of over \$20,000

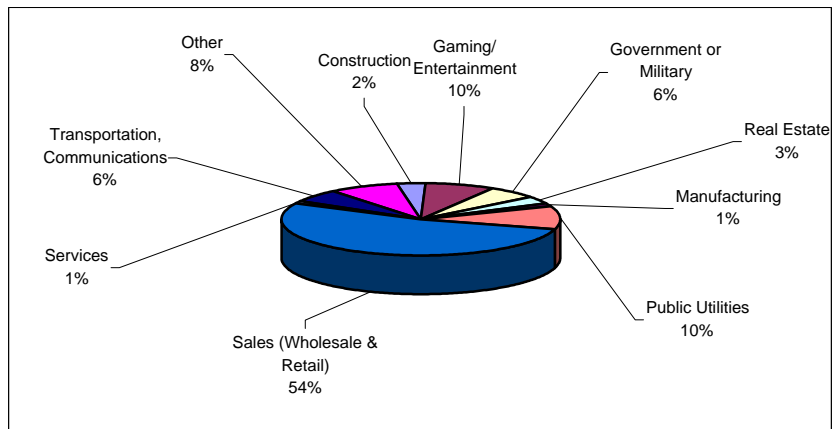
Employment Status	#	%
Same job prior to graduation	45	49%
Job advancement upon graduating	12	13%
New Job upon graduating	25	27%
No Response	9	10%
Total	91	100%



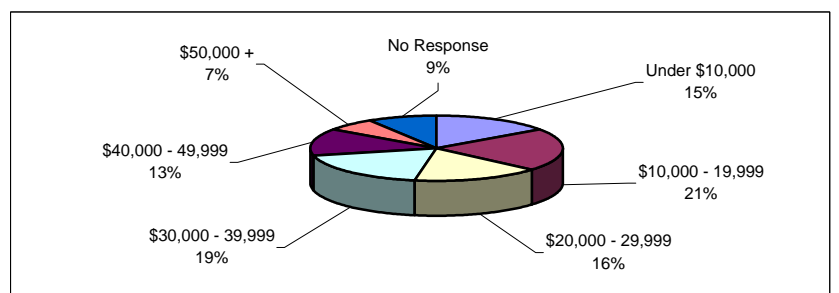
Relevance of Job to Degree	#	%
Directly related	24	26%
Somewhat related	26	29%
Not related at all	32	35%
No response	9	10%
Total	91	100%



Area of Employment	#	%
Construction	4	4%
Gaming/Entertainment	3	3%
Government or Military	7	8%
Real Estate	5	5%
Manufacturing	3	3%
Public Utilities	1	1%
Sales (Wholesale & Retail)	9	10%
Services	46	51%
Transportation, Communications	1	1%
Other	5	5%
No Response	7	8%
Total	91	100%



Current Annual Income	#	%
Under \$10,000	14	15%
\$10,000 - 19,999	19	21%
\$20,000 - 29,999	15	16%
\$30,000 - 39,999	17	19%
\$40,000 - 49,999	12	13%
\$50,000 +	6	7%
No Response	8	9%
Total	91	100%



Graduate Follow-up Survey  
Truckee Meadows Community College  
2002 - 2003 Graduates

**Satisfaction with Quality of Education Received**

**96% of respondents said that they would recommend TMCC to a relative or friend**

**98% of employed respondents indicated that TMCC helped prepare them for their current occupation**

**94% of respondents indicated that TMCC prepared them for advancing their education**

**General Education Skills**

How well did your program of study at TMCC help you to:	No Response				
	Very Well	Moderately	Not Very Well	Not Applicable	No Response
analyze written arguments	32%	45%	5%	11%	4%
appreciate other cultures	46%	35%	3%	10%	3%
respect varying points of view	52%	37%	3%	1%	3%
think independently	54%	36%	2%	1%	3%
deal with conflict	35%	43%	10%	6%	3%
speak to groups	39%	38%	9%	9%	2%
reason mathematically	32%	45%	11%	6%	3%
broaden intellectual interests	59%	32%	3%	1%	2%
improve decision-making	44%	44%	4%	3%	2%
write clearly	53%	33%	2%	6%	2%

**Overall Satisfaction by Area**

Overall, how would you rate TMCC in the following areas:	No Response			
	Good	Average	Not very good	No Response
Quality of general education	73%	21%	0%	2%
Quality of technical education	61%	29%	1%	6%
Availability of courses	56%	37%	1%	2%
Accessibility to faculty	64%	28%	2%	3%
Quality of instructional faculty	63%	30%	2%	2%
Quality of academic advising	40%	44%	10%	3%
Your overall experience at TMCC	81%	13%	1%	2%