

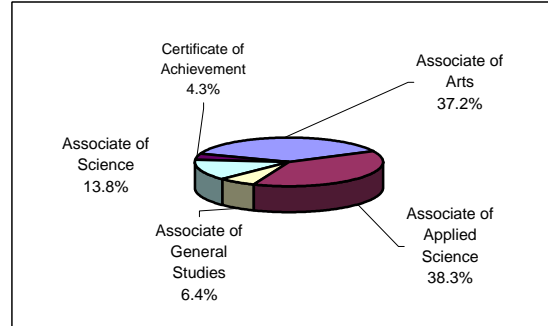
Graduate Follow-up Survey
Truckee Meadows Community College
2001 - 2002 Graduates

Total Number of Respondents : 94

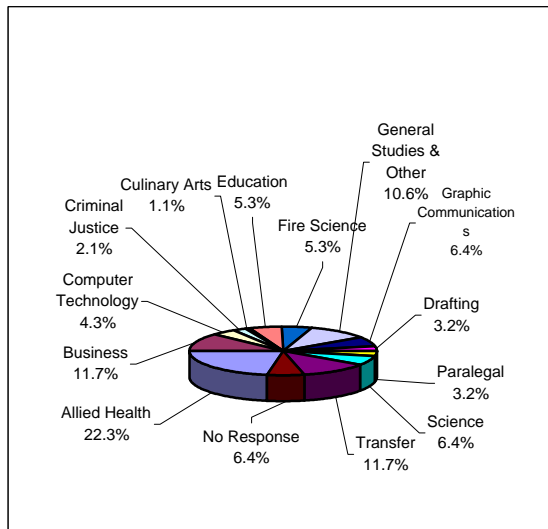
Degrees Received and Post-graduation Status of Respondents

Degrees in Allied Health, Business, General Studies and Transfer represent more than 50% of all degrees received by respondents

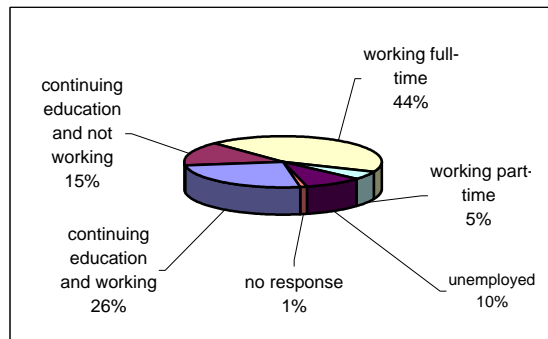
Degree Received	#	%
Associate of Arts	35	37%
Associate of Applied Science	36	38%
Associate of General Studies	6	6%
Associate of Science	13	14%
Certificate of Achievement	4	4%
Totals	94	100%



Degrees by Program Area	#	%
Allied Health	21	22.3%
Business	11	11.7%
Computer Technology	4	4.3%
Criminal Justice	2	2.1%
Culinary Arts	1	1.1%
Education	5	5.3%
Fire Science	5	5.3%
General Studies & Other	10	10.6%
Graphic Communications	6	6.4%
Drafting	3	3.2%
Paralegal	3	3.2%
Science	6	6.4%
Transfer	11	11.7%
No Response	6	6.4%
Total	94	100%



Current Situation	#	%
continuing education and working	24	26%
continuing education and not working	14	15%
working full-time	41	44%
working part-time	5	5%
unemployed	9	10%
no response	1	1%
Total	94	100%



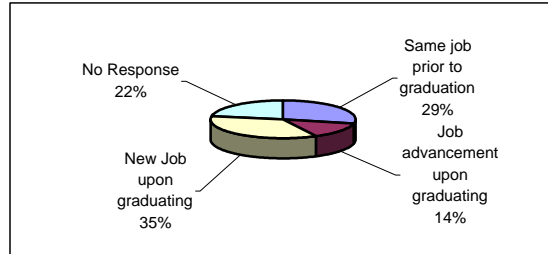
Graduate Follow-up Survey
Truckee Meadows Community College
2001 - 2002 Graduates

Employment of TMCC Graduates

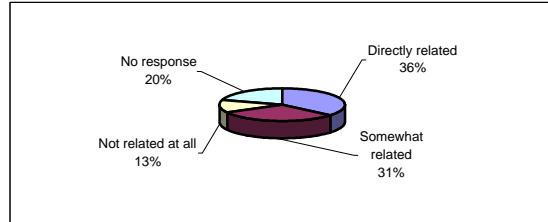
58% of respondents indicated working 31 hours a week or more

56% of respondents reported annual income of over \$20,000

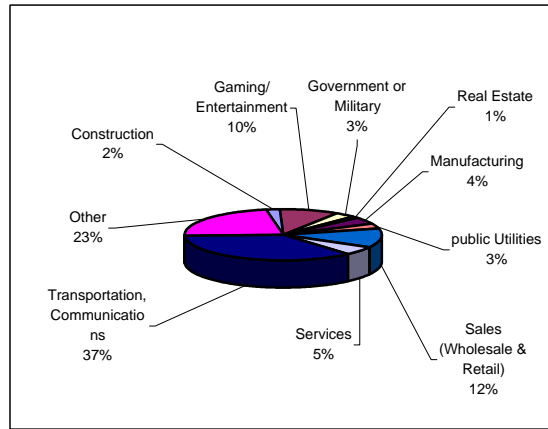
Employment Status	#	%
Same job prior to graduation	27	29%
Job advancement upon graduating	13	14%
New Job upon graduating	33	35%
No Response	21	22%
Total	94	100%



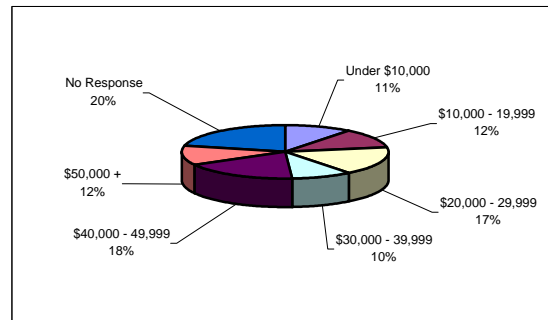
Relevance of Job to Degree	#	%
Directly related	34	36%
Somewhat related	29	31%
Not related at all	12	13%
No response	19	20%
Total	94	100%



Area of Employment	#	%
Construction	2	2%
Gaming/Entertainment	2	2%
Government or Military	9	10%
Real Estate	3	3%
Manufacturing	1	1%
public Utilities	4	4%
Sales (Wholesale & Retail)	3	3%
Services	11	12%
Transportation, Communications	5	5%
Other	33	35%
No response	21	22%
Total	94	100%



Current Annual Income	#	%
Under \$10,000	10	11%
\$10,000 - 19,999	11	12%
\$20,000 - 29,999	16	17%
\$30,000 - 39,999	9	10%
\$40,000 - 49,999	17	18%
\$50,000 +	11	12%
No Response	20	21%
Total	94	100%



Graduate Follow-up Survey
Truckee Meadows Community College
2001 - 2002 Graduates

Satisfaction with Quality of Education Received

82% of respondents said that they would recommend TMCC to a relative or friend
65% of respondents indicated that TMCC prepared them well for their current occupation
78% of respondents indicated that TMCC prepared them well for advancing their education

General Education Skills

	Very Well	Moderately	Not Very Well	Not Applicable	No Response
analyze written arguments	33%	45%	6%	12%	4%
appreciate other cultures	33%	38%	9%	14%	6%
respect varying points of view	46%	43%	4%	3%	4%
think independently	53%	36%	3%	3%	4%
deal with conflict	33%	50%	5%	10%	2%
speak to groups	37%	37%	18%	5%	2%
reason mathematically	24%	52%	13%	9%	2%
broaden intellectual interests	50%	38%	5%	4%	2%
improve decision-making	44%	49%	3%	1%	3%
write clearly	45%	48%	1%	3%	3%

Overall Satisfaction by Area

	Good	Average	Not very good	No Response
Quality of general education	67%	20%	2%	11%
Quality of Technical Education	56%	29%	4%	11%
Availability of courses	56%	30%	7%	6%
Accessibility to faculty	63%	31%	2%	4%
Quality of instructional faculty	57%	31%	4%	7%
Quality of academic advising	39%	38%	12%	11%
Your overall experience at TMCC	69%	22%	2%	6%