

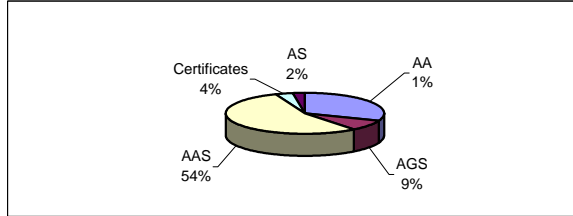
**Graduate Follow-up Survey  
Truckee Meadows Community College  
2000 - 2001 Graduates**

**Total Number of Respondents: 81**

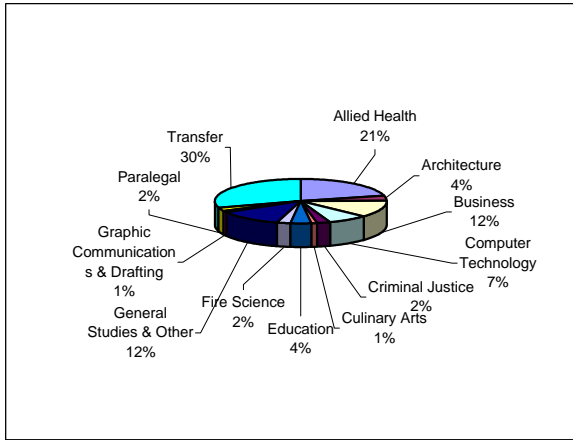
**Degrees Received and Post-graduation Status of Respondents**

\*Degrees in Allied Health and Transfer represent more than 50% of all degrees received by respondents

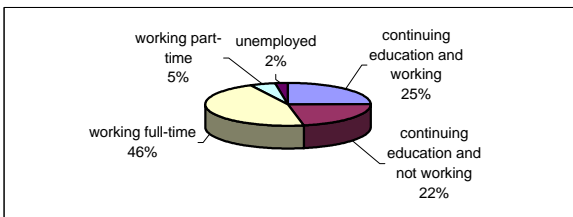
Degree Received	#	%
Associate of Arts	25	31%
Associate of General Studies	7	9%
Associate of Applied Science	44	54%
Certificate of Achievement	3	4%
Associate of Science	2	2%
Total	81	100%



Degrees by Program Area	#	%
Allied Health	17	21%
Architecture	3	4%
Business	10	12%
Computer Technology	6	7%
Criminal Justice	2	2%
Culinary Arts	1	1%
Education	3	4%
Fire Science	2	2%
General Studies & Other	10	12%
Drafting	1	1%
Paralegal	2	2%
Transfer	24	30%
Total	81	100%



Current Situation	#	%
continuing education and working	20	25%
working	18	22%
working full-time	37	46%
working part-time	4	5%
unemployed	2	2%
Total	81	100%



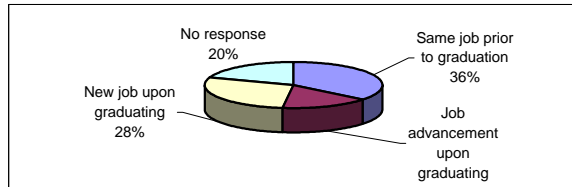
**Graduate Follow-up Survey  
Truckee Meadows Community College  
2000 - 2001 Graduates**

**Employment of TMCC Graduates**

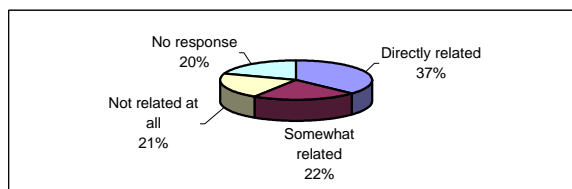
\*63% of respondents indicated working 31 hours a week or more

\*64% of respondents reported annual income of over \$20,000

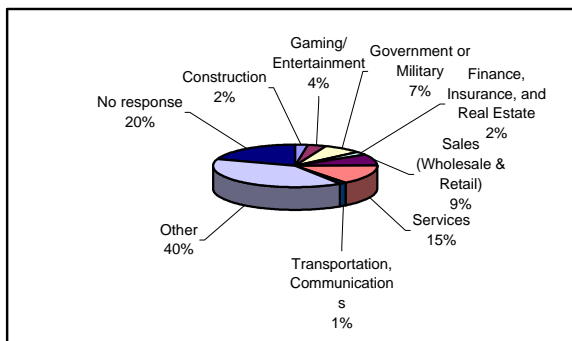
Employment Status	#	%
Same job prior to graduation	29	36%
graduating	13	16%
New job upon graduating	23	28%
No response	16	20%
Total	81	100%



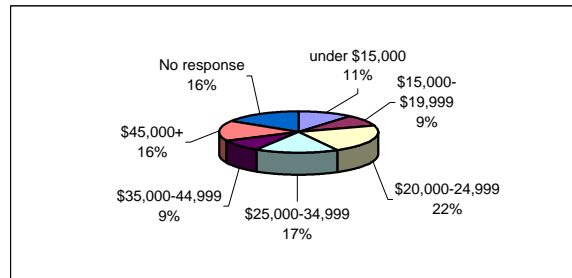
Relevance of Job to Degree	#	%
Directly related	30	37%
Somewhat related	18	22%
Not related at all	17	21%
No response	16	20%
Total	81	100%



Area of Employment	#	%
Construction	2	2%
Gaming/Entertainment	3	4%
Government or Military	6	7%
Estate	2	2%
Sales (Wholesale & Retail)	7	9%
Services	12	15%
Communications	1	1%
Other	32	40%
No response	16	20%
Total	81	100%



Current Annual Income	#	%
under \$15,000	9	11%
\$15,000-\$19,999	7	9%
\$20,000-24,999	18	22%
\$25,000-34,999	14	17%
\$35,000-44,999	7	9%
\$45,000+	13	16%
No response	13	16%
Total	81	100%



**Graduate Follow-up Survey  
Truckee Meadows Community College  
2000 - 2001 Graduates**

**Satisfaction with Quality of Education Received**

- \*96% of respondents said that they would recommend TMCC to a relative or friend
- \*73% of respondents indicated that TMCC prepared them well for their current occupation
- \*89% of respondents indicated that TMCC prepared them well for advancing their education

**General Education Skills**

	Very Well	Moderately	Not Very Well	Not Applicable	No Response	Total
analyze written arguments	34%	44%	7%	15%	0%	100%
appreciate other cultures	33%	43%	12%	12%	0%	100%
respect various points of view	51%	42%	3%	3%	1%	100%
think independently	57%	36%	4%	4%	0%	100%
deal with conflict	32%	43%	16%	9%	0%	100%
speak to groups	43%	32%	16%	9%	0%	100%
reason mathematically	33%	48%	16%	3%	0%	100%
broaden intellectual interests	58%	38%	3%	1%	0%	100%
improve decision making	46%	44%	4%	6%	0%	100%
write clearly	48%	37%	10%	5%	0%	100%

**Overall Satisfaction by Area**

	Good	Average	Not Very Good	No Response	Total
quality of general education	73%	26%	1%	0%	100%
quality of technical education	60%	35%	3%	3%	100%
availability of courses	51%	45%	4%	0%	100%
accessibility to faculty	69%	28%	1%	1%	100%
quality of instructional faculty	63%	33%	4%	0%	100%
quality of academic advising	36%	44%	20%	0%	100%