

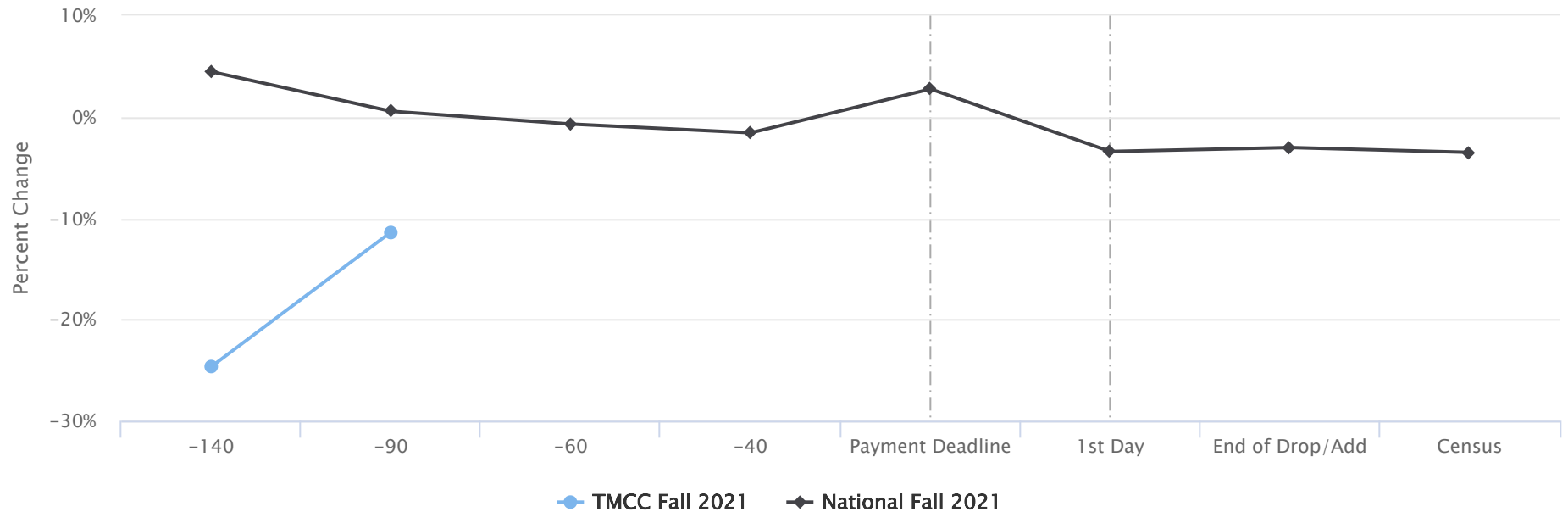
Executive Report for Dr. Karin Hilgersom

TRUCKEE MEADOWS COMMUNITY COLLEGE

Key National Benchmarks – Where Does Your Institution Stand?

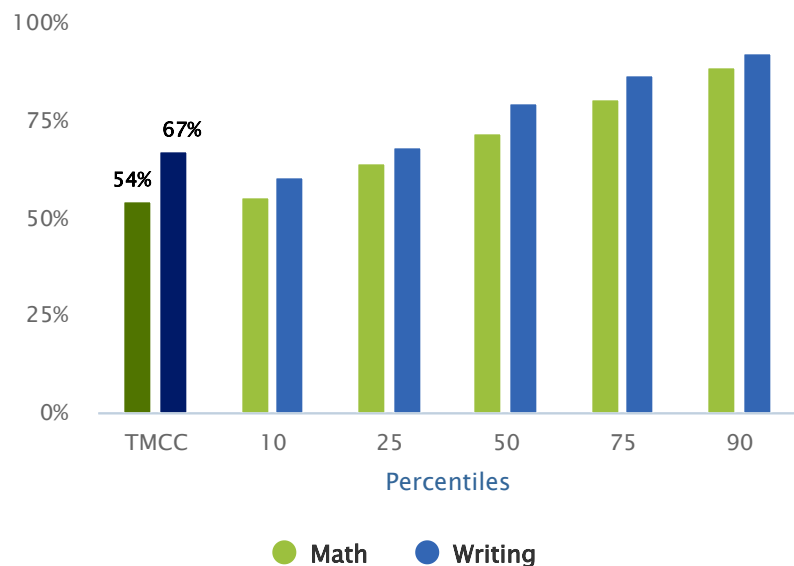
Thank you for participating in the National Community College Benchmark Project in 2021. This year's report selects a few key data for your institution compared to the national benchmarks, including newly added data showing your Fall 2021 enrollment against national trends. The full NCCBP report, available online, contains more than 150 additional benchmarks, which are collectively intended to support your planning, assessment, peer comparisons and strategic decision-making activities.

Enrolled Student Credit Hours (SCH) by Days from Census – Percent Change



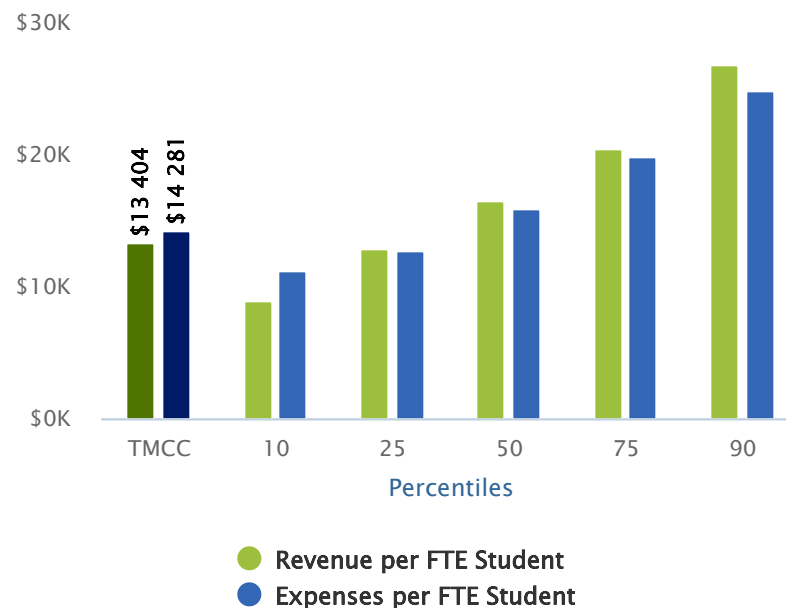
The percentage change of student credit hours between Fall 2020 enrollment compared to Fall 2021 enrollment over the period of 140 days prior to and throughout until the college's census day.

Developmental Completer Success Rate



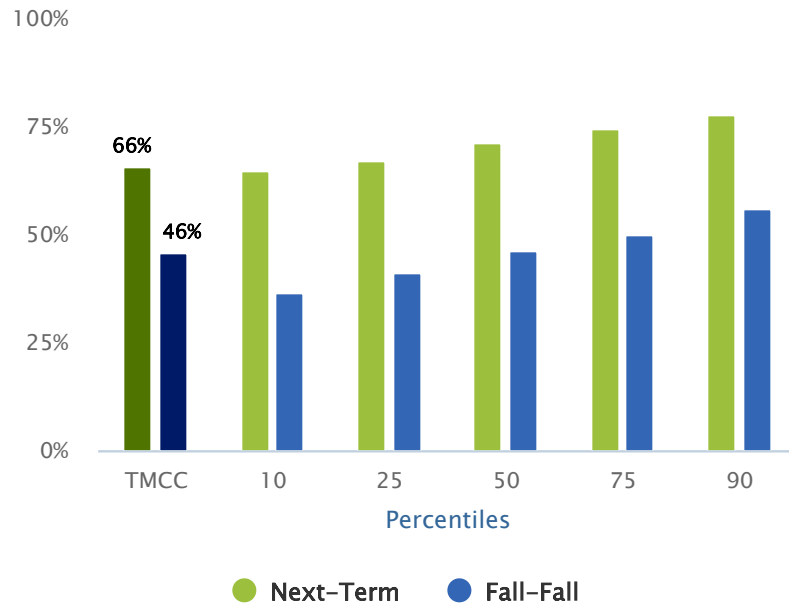
The percent of students, institution-wide, who received grades of A, B, C, or Pass in developmental/remedial math and writing courses in Fall 2019.

Revenue and Expenses per FTE Student



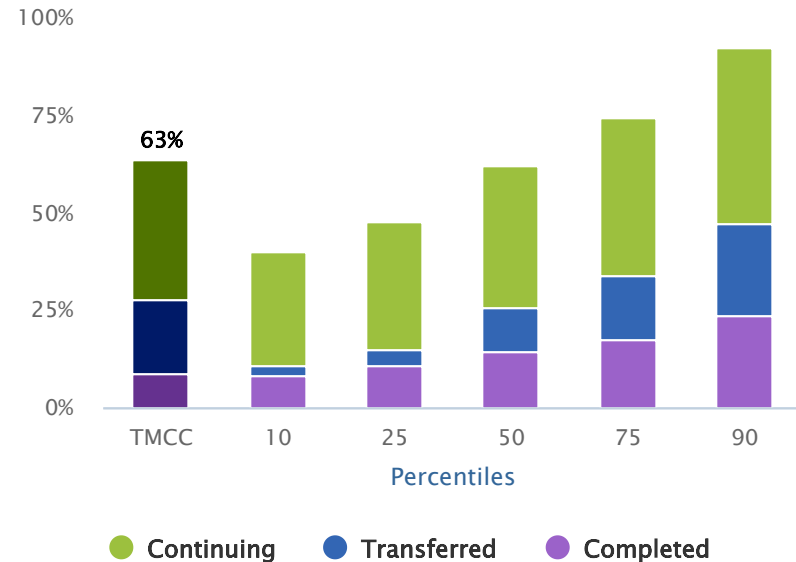
Total revenues per FTE (full-time equivalent) student and Total Expenditures per FTE (full-time equivalent) student for Fiscal Year 2020.

Persistence Rate



The persistence rate is the percent of Fall 2019 credit students, both full- and part-time, who return to the campus for the next term (usually Spring 2020), or for the next Fall term (Fall 2020). This metric excludes students who graduated or completed certificates in the time frame.

Student Completions/Transfers/Continuing



Percent of all students in Academic Year 2019-2020 who complete, transferred or continue at the college the following year.

Strengths

The following benchmarks are where your community college performed at its best. The benchmark is followed by the percent rank for your institution.

1. Tuition and Fees as Percentage of Median Service Area Income
Your Rank - 6th Percentile (Low is better)
2. Credit Momentum Rate - 6 credits in 1 semester
Your Rank - 92nd Percentile
3. Percent AY Transfers
Your Rank - 83rd Percentile

Opportunities for Improvement

The following benchmarks are where your community college may need improvement. The benchmark is followed by the percent rank for your institution.

1. % of Students that Received a Passing Grade from those that Completed Credit Courses
Your Rank - 3rd Percentile
2. % of Part-Time, First-Time Students that Completed in Six Years
Your Rank - 4th Percentile

4. CCSSE Academic Challenge Benchmark Mean

Your Rank - 81st Percentile

5. Credit Momentum Rate - 12 credits in 1 semester

Your Rank - 80th Percentile

3. % Part-Time, First-Time Students that Completed or Transferred in Six Years

Your Rank - 4th Percentile

More Information

Find more information on the NCCBP by visiting our website **NCCBP.org** or by calling or emailing the Benchmark Institute.

Johnson County Community College
12345 College Blvd.
Overland Park, KS 66210
913-469-3831
E-mail: michelletaylor@jccc.edu
Twitter: [@EdBenchmark](https://twitter.com/EdBenchmark)

